



The world leader in sheet piling connections

 *Connectors for sheet piling and steel pipe walls*

 *Technologically advanced*

 *Verbindungsprofile für Spundwände*

Technologisch überlegen

 *Perfiles de unión para tablestacas*

 *Tecnológicamente avanzado*

 *Profilés de raccordement pour rideaux de palplanches*

La supériorité technologique

 *Profili per connessioni in palancole*

Tecnologicamente all'avanguardia

 *Соединительные профильные элементы*

для шпунтовых стенок

Интеллектуальная технология



AZ / Larssen U

11



Ball & Socket (PZ/PZC)

33



Flat Sheet

59



Cold Formed

77



















Pipe Sheet Pile®

91

2011

www.pilepro.com

Downloads of data sheets and CAD files of all PilePro® corner and connector sheet pile sections are available at www.pilepro.com

Flat Sheet		Cold Formed	
			
SWC 30 A	61	CFC 90	79
			
SWC 30 B	63	CF Tee	81
			
SWC 60 A	65	CF	83
			
SWC 60 B	67	PCF I	85
			
SWC 90 A	69	PCF II	
			
SWC 90 B	71	BCF one leg I	87
			
SWC 120	73	BCF one leg II	
			
SWC	75	V 20	89

Pipe Sheet Pile®		
WOM-XL WOF-XL		91
Combined Sheet Piles		
V 22		21
PL		23
P-Tank I P-Tank II		25
B-Tank I B-Tank II		27
Tank		29
BBS-M one leg BBS-F one leg		49
PBS-M PBS-F		51
WOM WOF		53
WOM-XL WOF-XL		55
CF		83
PCF I PCF II		85
BCF one leg I BCF one leg II		87



About PilePro®

PilePro® is the world's only full line connector manufacturer for the steel sheet pile industry

PilePro® manufactures corners and connectors for all types of sheet pile used around the world. The connectors are made to highly stringent standards that form precise, seamless connections between steel sheet pile and other support systems, such as H-Beam, I-Beam and Pipes/Tubes.

These connectors are often modular in nature and come to the contractor or end user as a "ready-to-install" component. In addition to ready stock in our main markets, PilePro also offers specialty made-to-order connectors that form high value engineering solutions.

PilePro® connectors have effectively rendered fabricating corners and other connection processes in steel piling construction projects a relic of the past. For today's foundation and port construction projects, PilePro® connectors give the design engineers, contractors and project owners a cost-effective, readily available engineered solution that increases efficiency, ease of installation, and increases the strength of their retaining system.

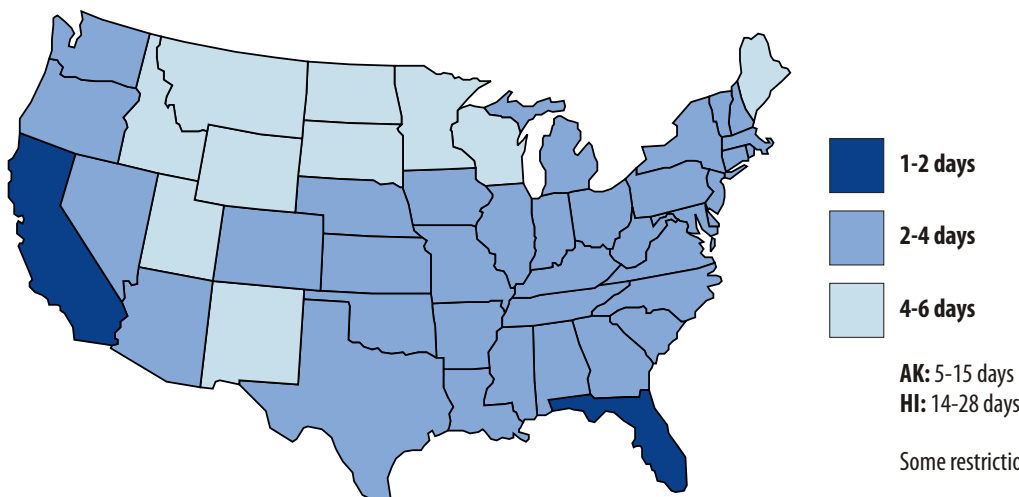
PilePro® connectors are produced with the highest quality control standards. Every product utilizes advanced computer aided manufacturing technologies which are then measured again by hand prior to shipment. This process ensures that all dimensions are within precision tolerances to perfectly match the appropriate sheet piling section.

PilePro® engineered profiles make it possible to replace traditional fabricated connectors with a one-piece, seamless steel profile.

In addition to having the highest quality control standards, PilePro® connectors are rapidly emerging as the "go to" product in port, island, cofferdam and other construction projects around the world.

For updated technical data and current specifications, please see website www.pilepro.com

Most PilePro® products are available immediately for delivery to your project site.



Reliable

- Less corrosion risk than fabrication: PilePro® corner connectors offer a one-piece construction that does not rely on a single vertical weld seam. There is never a risk of "unzipping" at the corner or junction pile.
- PilePro® connectors are interlocked and attached to the sheet piling; thus, single unit integrity of the steel wall unit is always maintained.
- Durability: PilePro® corner connectors are stronger and more durable than other alternatives.

Flexible

- Design: Precise engineering and superior design means PilePro® connectors have greater flexibility within the interlock – typically a 20° to 30° of swing versus the 2° to 5° of swing found in most sheet pile interlocks.
- Less expense: PilePro® connectors provide superior cornering and connection solutions on a Customary Quick Delivery (CQD) basis through an efficient logistics network. Through this network, products may be delivered directly to the job site.

Fast



- Easy transport: PilePro® connectors are easily and efficiently transported with minimal risk of damage. Contrast that, with fabricated corners that cost more, weigh more and are prone to handling damage.
- No delay: PilePro® connectors enable the user to immediately build sheet wall configurations without the traditional fabrication process.
- Less inventory: Modular corners and connectors allow distributors and contractors to greatly lower their inventory. PilePro® maintains a large stock of connectors that can be ordered on a CQD basis in a wide range of angles and lengths, thus eliminating the need for large standing inventories.
- PilePro® connectors are easier to drive and extract so that construction time is reduced.




SWC 120
page 73



PZ 90
page 37



PBS-M / PBS-F
page 51




Please note:

1. The possibility of adjusting the profiles in the area of the interlock can vary due to size and rolling tolerances found in sheet pile interlocks
2. All angles specified are approximations and may vary
3. PilePro® connectors are protected by patents
4. PilePro® connectors are subject to technical modifications
5. Typical delivery terms and conditions for PilePro® connectors are in accordance to ASTM or EN 10248
6. Installation guidelines refer to both the steel sheet pile producers' welding configurations and the German EAU's. Further instructions are required only if the welding must be strengthened for anchor forces, shear forces, difficult driving conditions or other reasons.




VTS
page 19




WOM-XL/WOF-XL
page 91



SWC 120
page 73







WOM-XL/WOF-XL
page 91





Joker
page 45



V 20
page 13



PZ 90
page 37



11

Overview

For Larssen,
U, AZ, Hoesch with Larssen
interlock

Übersicht

Für Larssen,
U, AZ, Hoesch mit Larssen-
Schloss

Listado

Para Larssen,
U, AZ, Hoesch con
cerramiento Larssen

Aperçu

Pour Larssen,
U, AZ, Hoesch serrure
Larssen

Indice

Per Larssen,
U, AZ, Hoesch con gancio
Larssen

Содержание

Для Ларсен,
U, AZ, Хёш с замком
Ларсена

Corner & Junction Piles

V 20 	For 90° corners (+/- 60°)	Variable Eckverbindung ~ 30° bis ~ 150°	Unión angular variable de ~ 30° a ~ 150°	Raccord variable de ~ 30° à ~ 150°	Connessione per angolo variabile da ~ 30° a ~ 150°	Изменяемый угловой соединительный элемент ~ 30° до ~ 150°	13
Omega 	For Omega corners (~70° to ~190°)	Omega-Eckverbindung, Jagged U-Walls	Unión angular Omega, perfiles en U dentados	Raccord Omega, rideau à redans en U	Connessione per angolo Omega, Profilo a U composto	Омега-угловой соединительный элемент, зубчатые U-образные перегородки	15
Omega Tee 	For Omega corners (~70° to ~190°), T-corners, 90° corners	T-Verbindung, 90° Eckverbindung, Omega-Eckverbindung, für Einzelrammung geeignet	Unión en T, unión angular de 90°, unión angular Omega, adecuadas para hincado individual	Raccord en T, raccord d'angle (90°), raccord Omega, approprié au fonçage individuel	Connessione a T, connessione per angolo a 90°, connessione Omega, adatta per infissione di elementi singoli	T-образное соединение, 90° угловой соединительный элемент, Омега-угловой соединительный элемент, пригодно для однорамной окантовки	17
VTS 	For T-corners, 90° corners	T-Verbindung, 90° Eckverbindung, Kreistrammungen, für Einzelrammung geeignet	Unión en T, unión angular de 90°, hincado circular, adecuadas para hincado individual	Raccord en T, raccord d'angle (90°), raccord Omega, approprié au fonçage circulaire et individuel	Connessione a T, connessione per angolo a 90°, infissioni circolari, adatta per infissione di elementi singoli	T-образное соединение, 90° угловой соединительный элемент, круговая окантовка, пригодно для однорамной окантовки	19

Combined Sheet Piles

V 22 	For combined walls with pipes	Vario-Anschweißprofil	Perfil de soldadura Vario	Raccord variable à souder	Profilo Vario da saldare	Варио привариваемый профильный элемент	21
PL 	For combined walls with Peiner-type beams	Kombiwandprofil zum Verbinden von Keulenträgern mit Larssen-U-Bohlen	Perfil de pantalla combinada para unir portamazas con perfiles en U Larssen	Raccord pour rideaux mixtes (Pour raccorder les poutres de soutien aux profilés en U type Larssen)	Profilo parete combinata per collegare travi a doppia T con profilati a U Larssen	Комбинированный стеной профильный элемент для соединения опор крюков с Ларсен-U-образными профильными элементами	23
P-Tank I P-Tank II 	For ultra-sturdy combined walls with Peiner-type beams	Extra-stabile Kombiwand- profile zum Verbinden von Keulenträgern mit Larssen-Z- Bohlen	Perfiles de pantalla combinada con una mayor estabilidad para unir portamazas con perfiles en Z Larssen	Profilés de rideaux combinés extra-solides pour raccorder les poutres de soutien avec des profilés en Z Larssen	Profili extra stabili per parete combinata per collegare travi a doppia T con profili a Z Larssen	Особо стабильные комбинированные профильные элементы для соединения булавных балок с профильными элементами Larssen-Z	25
B-Tank I B-Tank II 	For ultra-sturdy combined walls with wide flange beams	Extra-stabile Kombiwand- profile zum Verbinden von Trägern mit Larssen-Z-Bohlen	Perfiles de pantalla combinada para unir vigas con perfiles en Z Larssen	Profilés de rideaux combinés extra-stables pour raccorder les supports avec des profilés en Z Larssen	Profili extra stabili per parete combinata per collegare travi con profili a Z Larssen	Особо стабильные комбинированные профильные элементы для соединения несущих балок с профильными элементами Larssen-Z	27
Tank 	For ultra-sturdy combined walls with pipes	Extra-stabiles Anschweißprofil für Larssen-Z-Bohlen	Perfil de soldadura con mayor estabilidad para pilotes en Z Larssen	Profilé soudé extra-stable pour les rideaux en Z Larssen	Profilo da saldare extra stabile per palancole a Z Larssen	Особо стабильные привариваемые профильные элементы для Ларсен-Z брусев	29

Transition Piles

LBM LBF 	AZ/Larssen to PZ/PZC (ball & socket) transitions	Übergangsprofile	Perfiles de transición	Raccord de transition	Profili di raccordo	Переходные профильные элементы	31
------------------------	---	------------------	------------------------	-----------------------	---------------------	-----------------------------------	----



V 20



V 20

For 90° Corners (+/- 60°) with Larssen U/Z/AZ sheet piles

Installation

1. Please review the proper interlocking examples that are listed.
2. Thread the connector into the interlock while the sheet pile is out of the ground.
3. Adjust the connector to the appropriate position.
4. Tack or spot-weld the connector in place. Typically, a ~250mm (~10") weld attaching the connector to the sheet pile to the top is sufficient.
5. Drive/extract the sheet pile (with the connector attached) as you would normally.

Properties

Steel grade:	S355GP, S430GP
	ASTM A572 Gr. 50/60
	ASTM A690 MARINER™ Steel
Weight:	~8.85 lb/ft



V 20

Raccord variable de 30° à 150°
Pour Larssen U, AZ, Hoesch avec serrure Larssen

Domaines d'emploi

1. Raccordement de deux palplanches avec deux plages de pivotement
2. Aptitude au fonçage circulaire avec rideaux de palplanches doubles (déviations de palplanches de 30° à 150°)

A l'aide de doubles palplanches, il est possible de former un « S » avec tous les raccords.

Caractéristiques

Nuances d'acier:	S355GP, S430GP
	ASTM A572 Gr. 50/60
	ASTM A690 MARINER™ Steel
Poids:	~13,2 kg/m



V 20

Variable Eckverbindung ~ 30° bis ~ 150°
Für Larssen U, AZ, Hoesch mit Larssen-Schloss

Einsatzgebiet

1. Erstellen von Eckverbindungen mit zwei Schwenkbereichen
2. Geeignet für Kreisrammungen mit Doppelbohlen (Auslenkung der Bohlen ~ 30° bis ~ 150°)

Alle Eckverbindungen können mit Doppelbohlen in S-Form erstellt werden.



Eigenschaften

Stahlgüten:	S355GP, S430GP
	ASTM A572 Gr. 50/60
	ASTM A690 MARINER™ Steel
Gewicht:	~13,2 kg/m



V 20

Connessione per angolo variabile da ~ 30° a ~ 150°
Per Larssen U, AZ, Hoesch con gancio Larssen

Campo di applicazione

1. Realizzazione di connessioni ad angolo con due range di orientamento
2. Adatta per infissioni circolari con palancole doppie (deviazione delle palancole da ~ 30° a ~ 150°)

Tutte le connessioni ad angolo possono essere realizzate con palancole doppie, purché a forma di S.

Caratteristiche

Qualità dell'acciaio:	S355GP, S430GP
	ASTM A572 Gr. 50/60
	ASTM A690 MARINER™ Steel
Peso:	~13,2 kg/m



V 20

Unión angular variable de ~ 30° a ~ 150°
Para Larssen U, AZ, Hoesch con cerramiento Larssen

Ámbito de aplicaciones

1. Formación de uniones angulares con dos áreas de giro
2. Adecuada para hincado circular con pilotes dobles (movimiento de adaptación de los pilotes entre ~ 30° y ~ 150°)

Todas las uniones angulares pueden formarse con pilotes dobles en forma de S.

Propiedades

Calidades de acero:	S355GP, S430GP
	ASTM A572 Gr. 50/60
	ASTM A690 MARINER™ Steel
Peso:	~13,2 kg/m



V 20

Вариабельный угловой соединительный элемент от ~ 30° до ~ 150°
Для Larssen U, AZ, Hoesch с замком Larssen

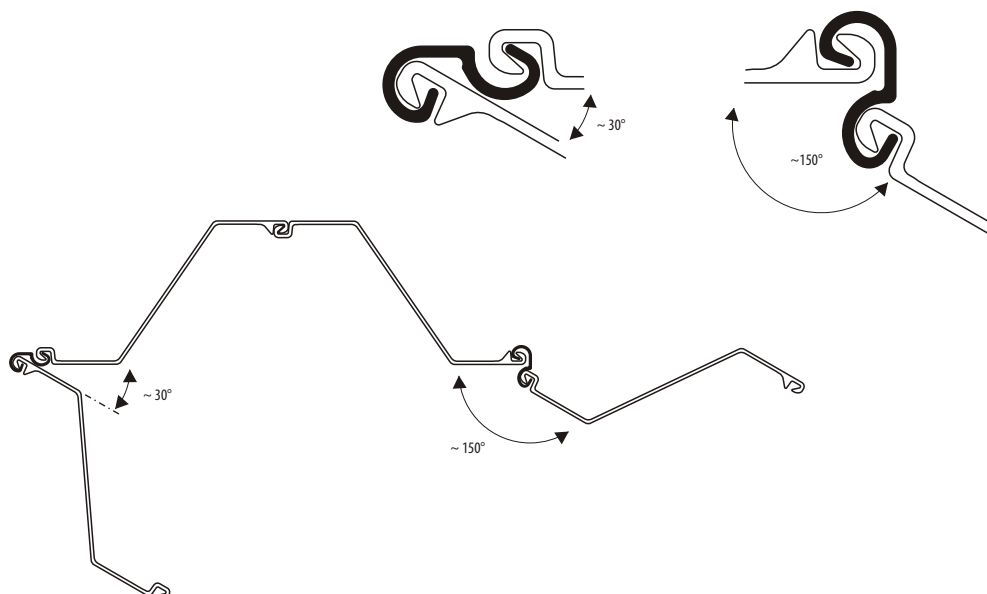
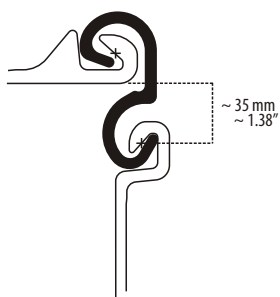
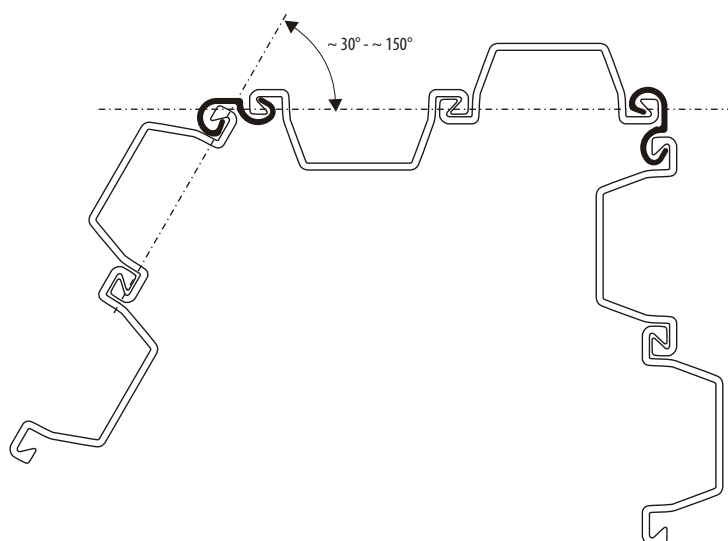
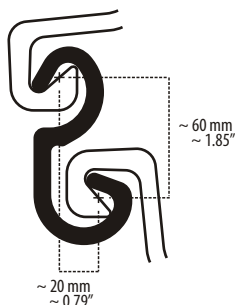
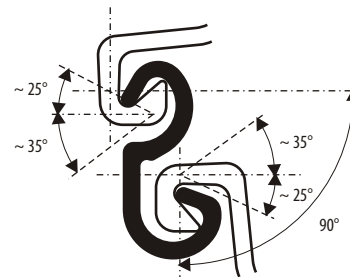
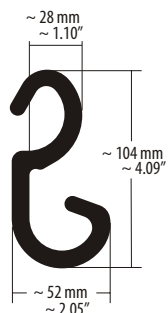
Область применения

1. Изготовление угловых соединительных элементов с двумя углами поворота
2. Может быть использовано при круговой забивке спаренных свай (поворот свай от ~ 30° до ~ 150°)

Все угловые соединительные элементы могут быть изготовлены из спаренных свай S-образной формы.

Параметры

Качество стали:	S355GP, S430GP
	ASTM A572 Gr. 50/60
	ASTM A690 MARINER™ Steel
Вес:	~13,2 кг/м



**Omega**

For Omega corners (~70° to ~190°) with Larssen U/Z/AZ sheet piles

Installation

1. Please review the proper interlocking examples that are listed.
2. Thread the connector into the interlock while the sheet pile is out of the ground.
3. Adjust the connector to the appropriate position.
4. Tack or spot-weld the connector in place. Typically, a ~250mm (~10") weld attaching the connector to the sheet pile to the top is sufficient.
5. Drive/extract the sheet pile (with the connector attached) as you would normally.

Properties

Steelgrade:	S355GP, S430GP
	ASTM A572 Gr. 50/60
	ASTM A690 MARINER™ Steel
Weight:	~8.11 lb/ft

**Omega**

Raccord Omega, rideau à redans U

Pour Larssen U, AZ, Hoesch avec serrure Larssen

Domaines d'emploi

1. Raccordement pour une plage de pivotement comprise entre ~ 70° et ~ 190°
2. Profilé intermédiaire pour fongage circulaire avec palplanche simple
3. Raccord à souder à extrémité double
4. Pour le rideau à redans U
5. Fermeture de cloisons de palplanches jointives

Le raccord Omega 12 se distingue par ses possibilités de réglage particulièrement importantes dans la zone de la serrure.

Caractéristiques

Nuances d'acier:	S355GP, S430GP
	ASTM A572 Gr. 50/60
	ASTM A690 MARINER™ Steel
Poids:	~12,1 kg/m

**Omega**

Omega-Eckverbindungen, Jagged U-Walls

Für Larssen U, AZ, Hoesch mit Larssen-Schloss

Einsatzgebiet

1. Erstellung von Eckverbindungen für einen Schwenkbereich von ~ 70° bis ~ 190°
2. Zwischenprofil für Kreisrammungen mit Einzelbohlen
3. Anschweißprofil mit wahlweise doppeltem Abgang
4. Geeignet für Jagged-U-Walls
5. Geeignet zum Schließen von aufeinander zulaufenden Spundwänden

Das Profil Omega 12 zeichnet sich durch besonders großzügige Verstellmöglichkeiten im Schlossbereich aus.

**Eigenschaften**

Stahlgüte:	S355GP, S430GP
	ASTM A572 Gr. 50/60
	ASTM A690 MARINER™ Steel
Gewicht:	~12,1 kg/m

**Omega**

Connessioni per angolo Omega, profilo a U composto

Per Larssen U, AZ, Hoesch con gancio Larssen

Campo di applicazione

1. Realizzazione di angoli nel range da ~ 70° a ~ 190°
2. Gancio intermedio per infissioni circolari con palancole singole
3. Profilo da saldare, a scelta con doppia derivazione
4. Adatto per pareti angolari composte con profili a U
5. Adatto per congiungere tratti di palancolate provenienti da direzioni opposte

Particolarità del profilo Omega 12 è l' ampia possibilità di regolazione nella zona di giunzione.

Caratteristiche

Qualità dell'acciaio:	S355GP, S430GP
	ASTM A572 Gr. 50/60
	ASTM A690 MARINER™ Steel
Peso:	~12,1 kg/m

**Omega**

Uniones angulares Omega, perfiles en U dentados

Para Larssen U, AZ, Hoesch con cerramiento Larssen

Ámbito de aplicaciones

1. Formación de uniones angulares para un área de giro de entre ~ 70° y ~ 190°
2. Perfil intermedio para hincado circular con pilote individual
3. Perfil de soldadura con salida doble opcional
4. Adecuado para perfiles en U dentados - Jagged U-Walls
5. Adecuado para cerrar tablestacas que confluyen

El perfil Omega 12 se caracteriza por presentar amplias posibilidades de ajuste en el área de cerramiento.

Propiedades

Calidad de acero:	S355GP, S430GP
	ASTM A572 Gr. 50/60
	ASTM A690 MARINER™ Steel
Peso:	~12,1 kg/m

**Omega**

Омега-угловые соединительные элементы, зубчатые U-образные перегородки

Для Larssen U, AZ, Hoesch с замком Larssen

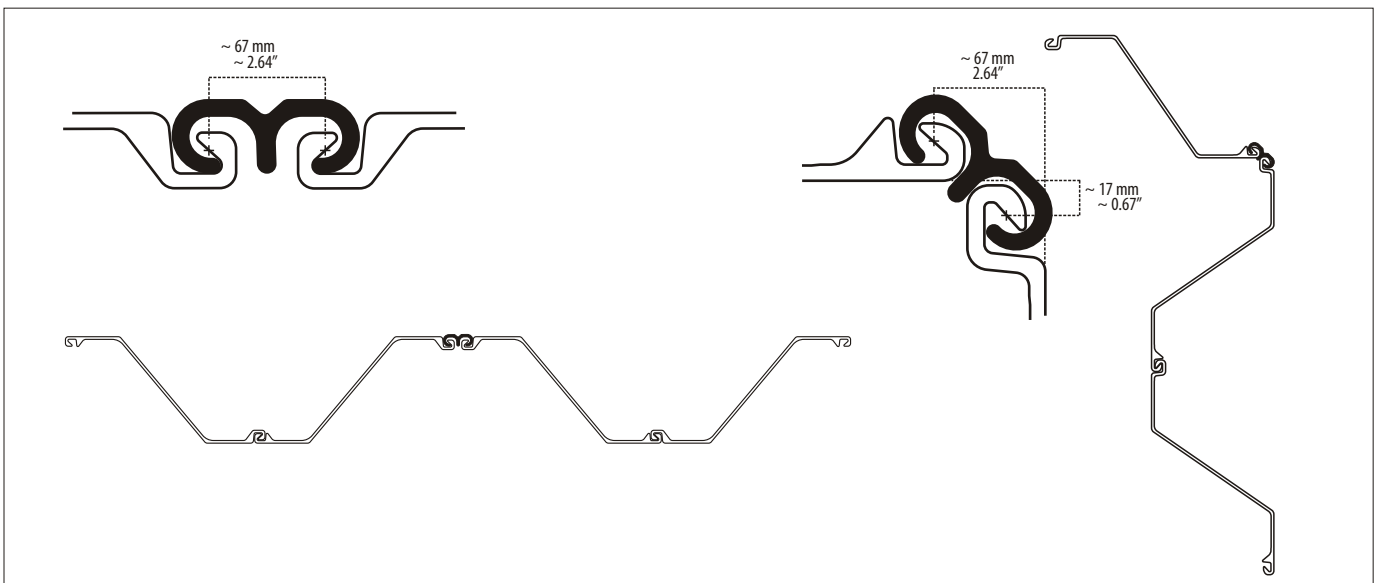
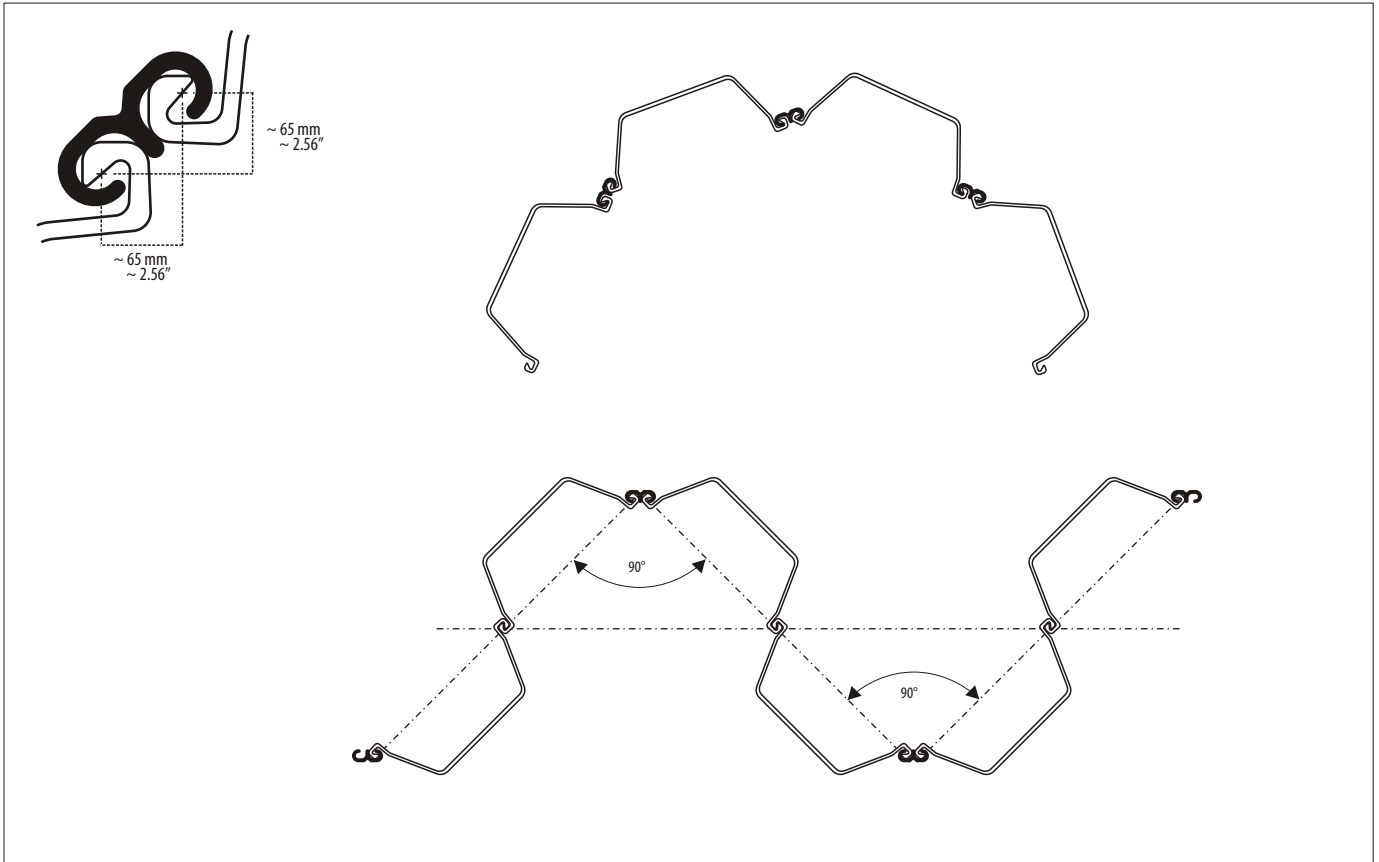
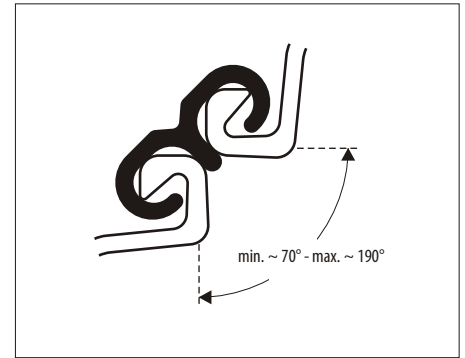
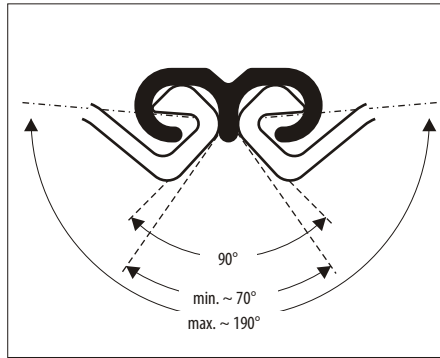
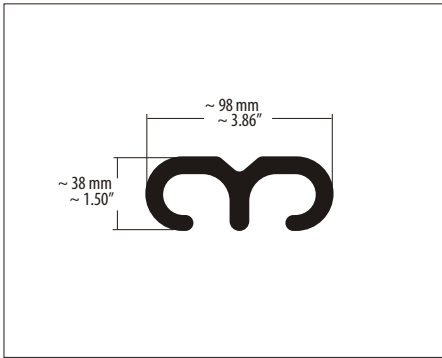
Область применения

1. Изготовление угловых соединительных элементов для угла поворота от ~ 70° до ~ 190°
2. Промежуточный профильный элемент при круговой забивки одиночных свай
3. Привариваемый профильный элемент с двойным отводом на выбор
4. Может быть использовано для зубчатой U-образной стенки

Может быть использовано для соединения сходящихся друг с другом шпунтовых стенок.

Параметры

Качество стали:	S355GP, S430GP
	ASTM A572 Gr. 50/60
	ASTM A690 MARINER™ Steel
Вес:	~12,1 кг/м





Omega Tee



Omega Tee

For Omega corners (~70° to ~190°),
T-corners, 90° corners
with Larssen U/AZ sheet piles

Installation

1. Please review the proper interlocking examples that are listed.
2. Thread the connector into the interlock while the sheet pile is out of the ground.
3. Adjust the connector to the appropriate position.
4. Tack or spot-weld the connector in place. Typically, a ~250mm (~10") weld attaching the connector to the sheet pile to the top is sufficient.
5. Drive/extract the sheet pile (with the connector attached) as you would normally. When working with double piles, a single pile should be inserted between the double piles on one side of the swivel range.

Properties

Steelgrade:	S355GP, S430GP
	ASTM A572 Gr. 50/60
	ASTM A690 MARINER™ Steel
Weight:	~11.87 lb / ft



Omega Tee

Raccord en T,
raccord d'angle (90°),
raccord Omega,
approprié au fonçage individuel
Pour Larssen U, AZ, Hoesch avec serrure Larssen

Domaines d'emploi

1. Raccordement de trois rideaux de palplanches sans soudure (même bâtiment à refends)
2. Comme raccord d'angle comparable à V 20 (plage de pivotement ~ 45°)
3. Utilisation comme raccord Omega
4. Aptitude au fonçage circulaire avec palplanche simple

Pour utiliser des palplanches doubles, il faut insérer une palplanche simple d'un côté des zones de pivotement.

Caractéristiques

Nuances d'acier:	S355GP, S430GP
	ASTM A572 Gr. 50/60
	ASTM A690 MARINER™ Steel
Poids:	~17,7 kg/m



Omega Tee

T-Verbindung,
90° Eckverbindung,
Omega-Eckverbindung,
für Einzelrammung geeignet
Für Larssen U, AZ, Hoesch mit Larssen-Schloss

Einsatzgebiet

1. Erstellen und verbinden von drei Spundwänden ohne Schweißarbeit (auch Schottbauweise)
2. Als Eckverbindung ähnlich V 20 (Schwenkbereich ~ 45°)
3. Einsatz als Omega-Eckverbindung
4. Für Kreisrammungen mit Einzelbohlen

Beim Arbeiten mit Doppelbohlen ist auf einer Seite der Schwenkbereiche eine Einzelbohle zwischenschalten.



Eigenschaften

Stahlgüte:	S355GP, S430GP
	ASTM A572 Gr. 50/60
	ASTM A690 MARINER™ Steel
Gewicht:	~17,7 kg/m



Omega Tee

Connessione a T,
connessione per angolo a 90°
connessione per angolo Omega,
adatta per infissione di elementi singoli
Per Larssen U, AZ, Hoesch con gancio Larssen

Campo di applicazione

1. Connessione di tre palancole senza operazioni di saldatura
2. angolare simile al profilo V 20
3. connessione per angolo Omega 12 con un angolo di giro da circa 70° a 190°
4. Per infissioni circolari con palancole singole

Lavorando con palancole doppie deve essere inserita una palanca singola su uno dei due lati.

Caratteristiche

Qualità dell'acciaio:	S355GP, S430GP
	ASTM A572 Gr. 50/60
	ASTM A690 MARINER™ Steel
Peso:	~17,7 kg/m



Omega Tee

Unión en T,
unión angular de 90°,
unión angular Omega,
adecuada para hincado individual
Para Larssen U, AZ, Hoesch con cerramiento Larssen

Ámbito de aplicaciones

1. Formación y unión de tres tablestacas sin trabajo de soldadura (también en estructura de mamparos)
2. Como unión angular parecida a V 20 (área de giro ~ 45°)
3. Uso como unión angular Omega
4. Para hincado circular con pilote individual

Si se trabaja con pilotes dobles se deberá intercalar un pilote individual en un lado de las áreas de giro.

Propiedades

Calidad de acero:	S355GP, S430GP
	ASTM A572 Gr. 50/60
	ASTM A690 MARINER™ Steel
Peso:	~17,7 kg/m



Omega Tee

T-образное соединение,
90° угловой соединительный элемент,
Омега-угловой соединительный элемент,
пригодно для забивки
Для Larssen U, AZ, Hoesch с замком Larssen

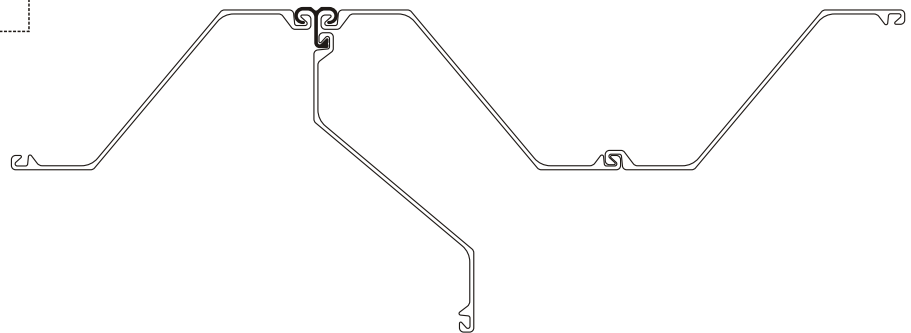
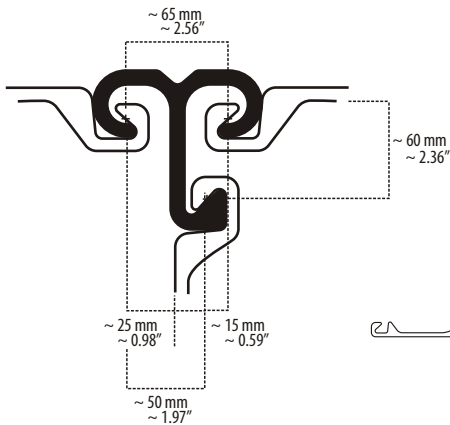
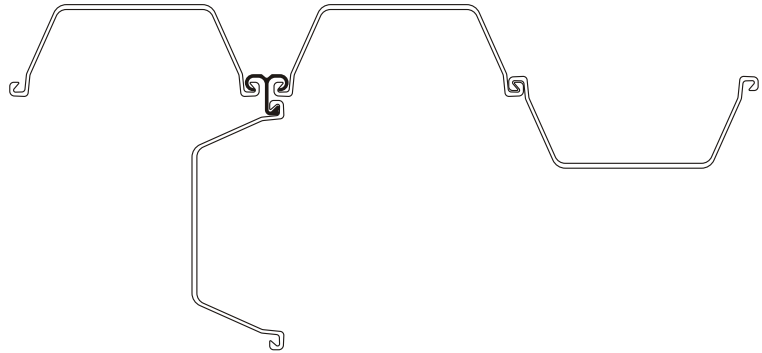
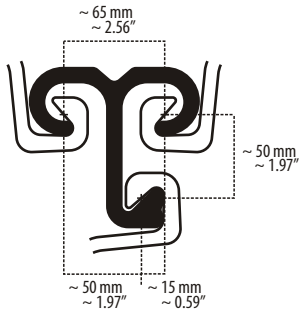
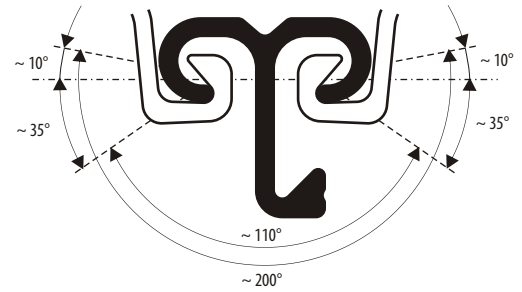
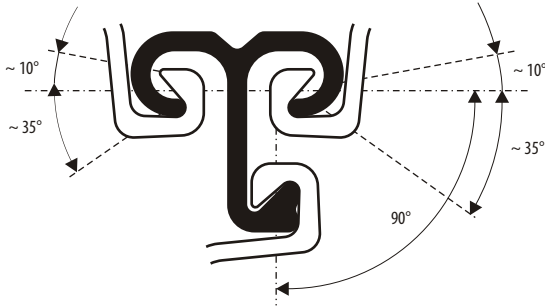
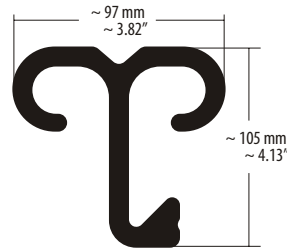
Область применения

1. Изготовление и соединение трёх шпунтовых стенок без сварочных работ (также для строительства с переборками)
2. Как угловой соединительный элемент подобно V 20 (угол поворота ~ 45°)
3. Использование в качестве Омега-углового соединительного элемента
4. При круговой забивке одиночных свай

При работах с двойными сваями на одной стороне области поворота необходимо использование одиночной промежуточной сваи.

Параметры

Качество стали:	S355GP, S430GP
	ASTM A572 Gr. 50/60
	ASTM A690 MARINER™ Steel
Вес:	~17,7 кг/м





VTS



VTS

For T-corners, 90° corners with Larssen U/Z/AZ sheet piles

Installation

1. Please review the proper interlocking examples that are listed.
2. Thread the connector into the interlock while the sheet pile is out of the ground.
3. Adjust the connector to the appropriate position.
4. Tack or spot-weld the connector in place. Typically, a ~250mm (~10") weld attaching the connector to the sheet pile to the top is sufficient.
5. Drive/extract the sheet pile (with the connector attached) as you would normally.

Properties

Steelgrade:	S355GP, S430GP
	ASTM A572 Gr. 50/60
	ASTM A690 MARINER™ Steel
Weight:	~12.34 lb / ft



VTS

Raccord en T, raccord d'angle (90°), raccord Omega, approprié au fonçage individuel

Pour Larssen U, AZ, Hoesch avec serrure Larssen

Domaines d'emploi

1. Raccordement de trois rideaux de palplanches sans soudure (même bâtiment à refends)
2. Comme raccord comparable à V 20 (plage de pivotement ~ 45°)
3. Changements de direction dans un rideau continu (~ 55°)
4. Aptitude au fonçage circulaire avec rideaux de palplanches simples et doubles

Tous les rideaux de palplanches partant du raccord peuvent être réalisés en palplanches doubles (forme en S).

Caractéristiques

Nuances d'acier:	S355GP, S430GP
	ASTM A572 Gr. 50/60
	ASTM A690 MARINER™ Steel
Poids:	~18,4 kg/m



VTS

T-Verbindung, 90° Eckverbindung, Kreisrammung, geeignet für Einzelrammung

Für Larssen U, AZ, Hoesch mit Larssen-Schloss

Einsatzgebiet

1. Erstellen und verbinden von drei Spundwänden ohne Schweißarbeit (auch Schottbauweise)
 2. Als Eckverbindung ähnlich V 20 (Schwenkbereich ~ 45°)
 3. Richtungsänderungen in einer fortlaufenden Wand (~ 55°)
 4. Kreisrammung mit Einzel- und Doppelbohlen
- Alle von dem Profil ausgehenden Spundwände können in Doppelbohlen (S-Form) hergestellt werden.



Eigenschaften

Stahlgüte:	S355GP, S430GP
	ASTM A572 Gr. 50/60
	ASTM A690 MARINER™ Steel
Gewicht:	~18,4 kg/m



VTS

Connessione a T, Connessione per angolo a 90°, Infissione circolare, adatta per infissione di elementi singoli

Per Larssen U, AZ, Hoesch con gancio Larssen

Campo di applicazione

1. Connessione di tre palancole senza saldatura (anche struttura a paratie)
2. Angolare, simile a V 20 (range ~ 45°)
3. Cambi di direzione in un palancolato continuo (~ 55°)
4. Infissione circolare con palancole singole e doppie

A questo profilo si possono agganciare palancole doppie a forma S.

Caratteristiche

Qualità dell'acciaio:	S355GP, S430GP
	ASTM A572 Gr. 50/60
	ASTM A690 MARINER™ Steel
Peso:	~18,4 kg/m



VTS

Unión en T, unión angular de 90°, hincado circular, adecuada para hincado individual

Para Larssen U, AZ, Hoesch con cerramiento Larssen

Ámbito de aplicaciones

1. Formación y unión de tres tablestacas sin trabajo de soldadura (también en estructura de mamparos)
2. Como unión angular parecida a V 20 (área de giro ~ 45°)
3. Modificaciones de dirección en una pantalla continua (~ 55°)
4. Hincado circular con pilotes simples y dobles

Todas las tablestacas que salen del perfil pueden fabricarse en pilotes dobles (forma S)

Propiedades

Calidad de acero:	S355GP, S430GP
	ASTM A572 Gr. 50/60
	ASTM A690 MARINER™ Steel
Peso:	~18,4 kg/m



VTS

T-образное соединение, 90° угловой соединительный элемент, круговая окантовка, пригодно для забивки

Для Larssen U, AZ, Hoesch с замком Larssen

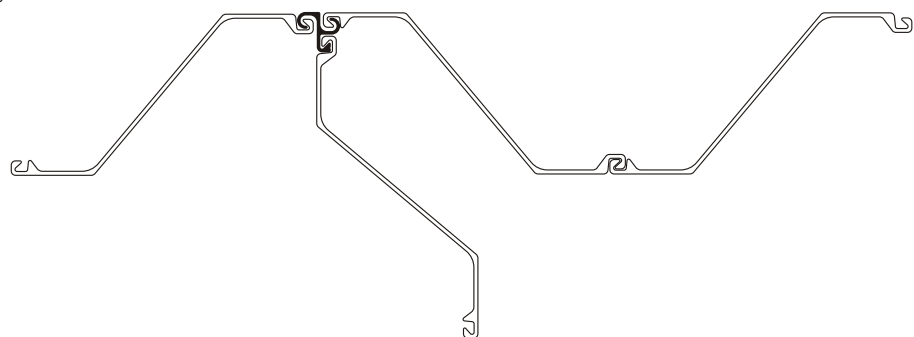
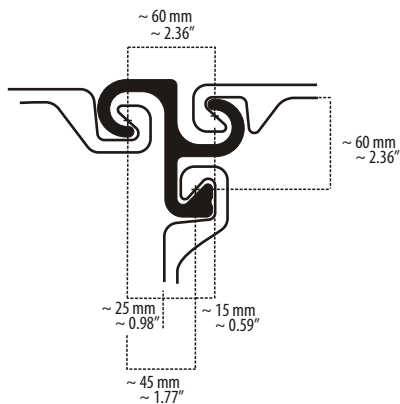
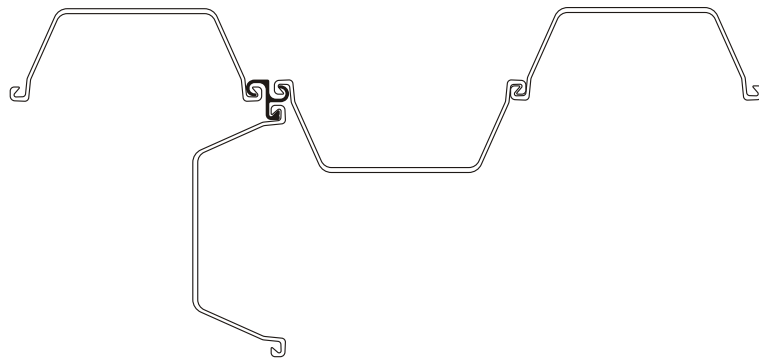
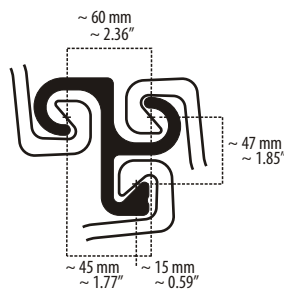
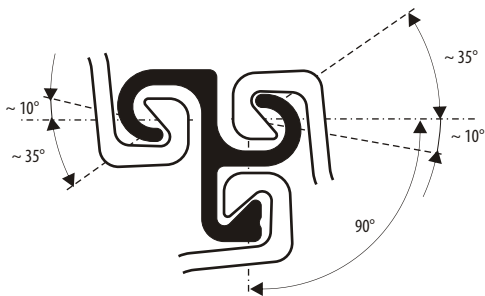
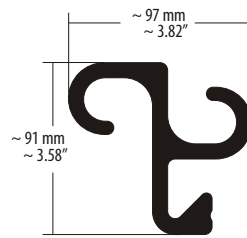
Область применения

1. Изготовление и соединение трёх шпунтовых стенок без сварочных работ (также для строительства с переборками)
2. Как угловой соединительный элемент подобно V 20 (угол поворота ~ 45°)
3. Изменение направления стены (~ 55°)
4. Круговая забивка одиночных и спаренных свай

Все отходящие от профиля шпунтовые стенки могут быть исполнены из спаренных свай (S-образной формы).

Параметры

Качество стали:	S355GP, S430GP
	ASTM A572 Gr. 50/60
	ASTM A690 MARINER™ Steel
Вес:	~18,4 кг/м





V 22

For combined walls (pipes)

with Larssen U/Z/AZ sheet piles

Installation

1. The pipes are delivered with the connectors already attached.
2. First, install the king piles (pipes) as you would in any combined sheet pile wall application.
3. Grasp the sheet piling and thread between the already installed pipe piles.
4. Increase flexibility in the middle interlocks of the sheet piles, combined with the swing of the connectors, to enable easier threading of the intermediate sheet piling.
5. All welding seams are a minimum ~6mm (~0.25").
6. Both sides have a continuous minimum tip and toe welding of ~500mm (~20").
7. Both sides are tack welded in the free length between tip and toe welding with 200mm/m (8"/yd). The distance from seam to seam is ~800mm (~31.5") or less.
8. In salt water, the water side is continuously welded on the whole pile length. Follow the instructions above for the reverse side of the pile, if it is not in contact with salt water.

Properties

Steelgrade:	S355GP, S430GP
	ASTM A572 Gr. 50/60
	ASTM A690 MARINER™ Steel
Weight:	~5.64 lb / ft



V 22

Raccord variable à souder

Pour Larssen U, AZ, Hoesch avec serrure Larssen

Domaines d'emploi

1. Raccordement et changement de direction avec une plage de pivotement de ~ 65° à l'aide de l'angle à souder
2. Approprié au fonçage circulaire
3. Rideaux de palplanches mixtes:
Tube + Larssen (profilé en U et en Z)

Caractéristiques

Nuances d'acier:	S355GP, S430GP
	ASTM A572 Gr. 50/60
	ASTM A690 MARINER™ Steel
Poids:	~8,4 kg/m



V 22

Vario-Anschweißprofil

Für Larssen U, AZ, Hoesch mit Larssen-Schloss

Einsatzgebiet

1. Erstellen von Eckverbindungen und Abzweigungen mit Schwenkbereich ~ 65° mittels AnschweißBeck
2. Geeignet für Kreisrammungen
3. Erstellen von Kombi-Spundwänden:
Rohr + Larssen (U- und Z-Profil)

**Eigenschaften**

Stahlgüte:	S355GP, S430GP
	ASTM A572 Gr. 50/60
	ASTM A690 MARINER™ Steel
Gewicht:	~8,4 kg/m



V 22

Profilo Vario di saldare

Per Larssen U, AZ, Hoesch con gancio Larssen

Campo di applicazione

1. Realizzazione di angoli e diramazioni con range di ~ 65°
2. Adatto per infissioni circolari
3. Realizzazione di palancolati combinati:
tubo + Larssen (profili a U e a Z)

Caratteristiche

Qualità dell'acciaio:	S355GP, S430GP
	ASTM A572 Gr. 50/60
	ASTM A690 MARINER™ Steel
Peso:	~8,4 kg/m



V 22

Perfil de soldadura Vario

Para Larssen U, AZ, Hoesch con cerramiento Larssen

Ámbito de aplicaciones

1. Formación de uniones angulares y bifurcaciones con área de giro ~ 65° por medio de codo soldado
2. Adecuada para hincado circular
3. Formación de tablestacas combinadas:
Tubo + Larssen (perfiles en U y Z)

Propiedades

Calidad de acero:	S355GP, S430GP
	ASTM A572 Gr. 50/60
	ASTM A690 MARINER™ Steel
Peso:	~8,4 kg/m



V 22

Варибельный привариваемый профильный элемент

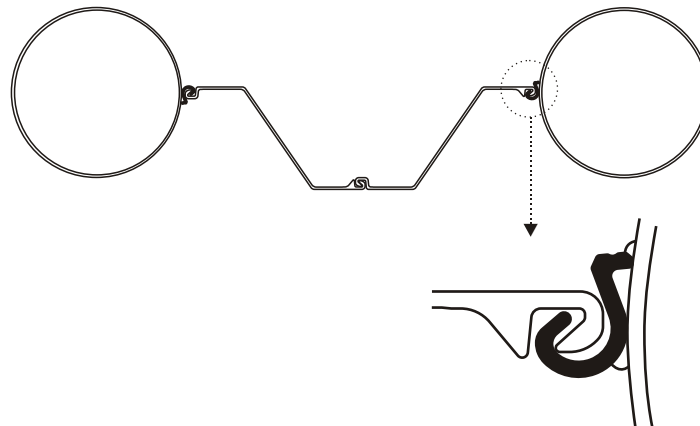
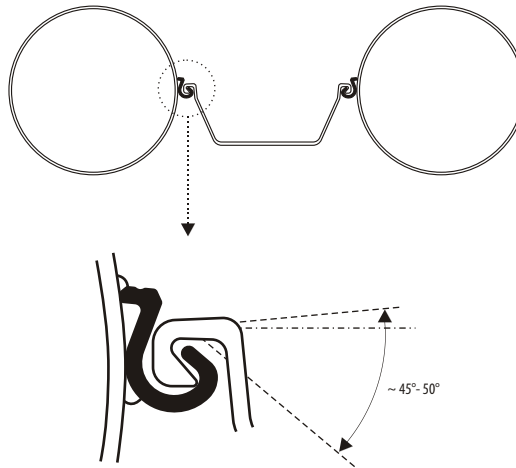
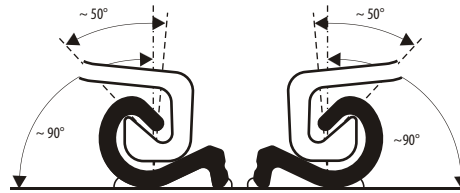
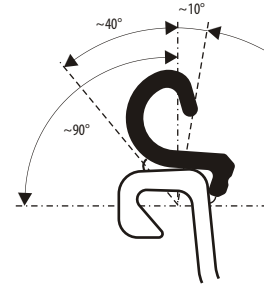
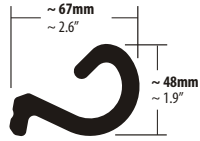
Для Larssen U, AZ, Hoesch с замком Larssen

Область применения

1. Изготовление угловых соединительных элементов и ответвлений с углом поворота ~ 65° при помощи приварного уголка
2. Может быть использован для круговой забивки
Изготовление комбинированных шпунтовых стенок: труба + Ларссен (U-образный и Z-образный профильные элементы)

Параметры

Качество стали:	S355GP, S430GP
	ASTM A572 Gr. 50/60
	ASTM A690 MARINER™ Steel
Вес:	~8,4 кг/м





PL



PL

For combined walls (Peiner-type beams)
with Larssen U sheet piles

Installation

1. Install the Peiner Beams first.
2. Lay the sheet piling horizontally and thread the connector into the interlock of the sheet piling, adjusting the connector to the appropriate position (please review the proper interlocking examples). This can be done at the mill, at a distributor's yard, or on the job site (go here: www.pilepro.com/thread).
3. Tack or spot-weld the connector in place. Typically, a ~250mm (~10") weld attaching the connector to the sheet pile to the top is sufficient.
4. Grasp the sheet pile (with connectors already attached) and thread between the already installed Peiner type beams.
5. Lower/drive the sheet piling to the level of the Peiner type beam.

Properties

Steelgrade:	S355GP, S430GP
	ASTM A572 Gr. 50/60
	ASTM A690 MARINER™ Steel
Weight:	~11.67 lb / ft



PL

Raccord pour rideaux mixtes
Pour profiles U Larssen

Domaines d'emploi

Pour des rideaux de palplanches mixtes avec des poutres de soutien et des rideaux de palplanches en U (Larssen)

Caractéristiques

Nuances d'acier:	S355GP, S430GP
	ASTM A572 Gr. 50/60
	ASTM A690 MARINER™ Steel
Poids:	~17,4 kg/m



PL

Kombiwandprofil
Für Larssen-U-Profil

Einsatzgebiet

Erstellen von gemischten Spundwänden mit Keulenträgern und Larssen-U-Spundbohlen

**Eigenschaften**

Stahlgüte:	S355GP, S430GP
	ASTM A572 Gr. 50/60
	ASTM A690 MARINER™ Steel
Gewicht:	~17,4 kg/m



PL

Profilo per parete combinata
Per Larssen profili a U

Campo di applicazione

Realizzazione di palancolati misti con travi a doppia T e palancole Larssen a U

Caratteristiche

Qualità dell'acciaio:	S355GP, S430GP
	ASTM A572 Gr. 50/60
	ASTM A690 MARINER™ Steel
Peso:	~17,4 kg/m



PL

Perfil de pantalla combinada
Para perfiles en U Larssen

Ámbito de aplicaciones

Formación de tablestacas combinadas con portamazas y tablestacas en U Larssen

Propiedades

Calidad de acero:	S355GP, S430GP
	ASTM A572 Gr. 50/60
	ASTM A690 MARINER™ Steel
Peso:	~17,4 kg/m



PL

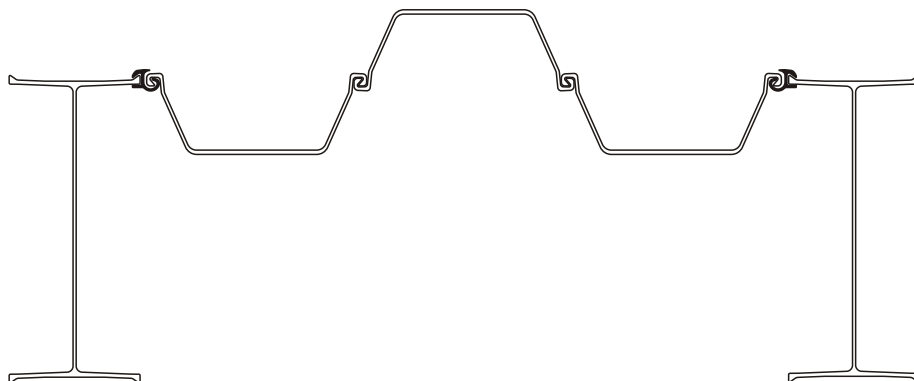
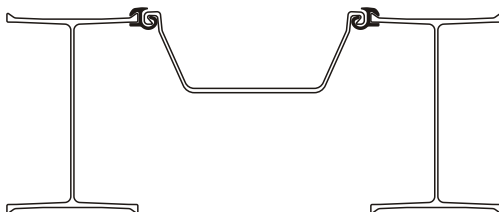
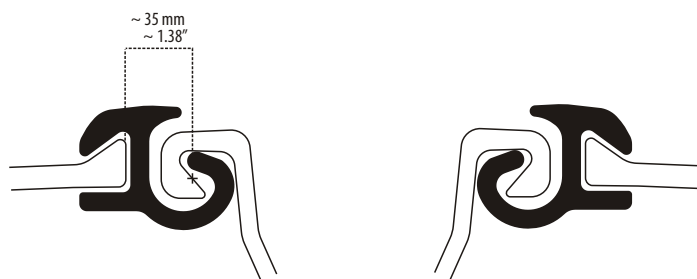

Комбинированный стеной профильный элемент
Для Larssen U

Область применения

Изготовление смешанных шпунтовых стенок с гребневыми опорами и U-образными сваями типа Larssen

Параметры

Качество стали:	S355GP, S430GP
	ASTM A572 Gr. 50/60
	ASTM A690 MARINER™ Steel
Вес:	~17,4 кг/м





P-Tank I, P-Tank II



P-Tank I, P-Tank II

For ultra-sturdy combined walls (Peiner-type beams) with Larssen Z/AZ sheet piles

Installation

1. Install the Peiner Beams first.
2. Lay the sheet piling horizontally and thread the connector into the interlock of the sheet piling, adjusting the connector to the appropriate position (please review the proper interlocking examples). This can be done at the mill, at a distributor's yard, or on the job site (go here: www.pilepro.com/thread).
3. Tack or spot-weld the connector in place. Typically, a ~250mm (~10") weld attaching the connector to the sheet pile to the top is sufficient.
4. Grasp the sheet pile (with connectors already attached) and thread between the already installed Peiner type beams.
5. Lower/drive the sheet piling to the level of the Peiner type beam.

Properties

Steelgrade:	S355GP, S430GP
	ASTM A572 Gr. 50/60
	ASTM A690 MARINER™ Steel
Weight P-Tank I:	~17.10 lb / ft
Weight P-Tank II:	~17.43 lb / ft
Thickness:	0.47 in



P-Tank I, P-Tank II

Raccord pour rideaux mixtes extra-solides
Pour Larssen Z

Domaines d'emploi

Pour rideaux mixtes avec des poutres de soutien et des palplanches en Z de Larssen

Caractéristiques

Nuances d'acier:	S355GP, S430GP
	ASTM A572 Gr. 50/60
	ASTM A690 MARINER™ Steel
Poids P-Tank I:	~25,5 kg/m
Poids P-Tank II:	~26,0 kg/m
Epaisseur de paroi:	12 mm



P-Tank I, P-Tank II

Extra stabile Kombiwandprofile
Für Larssen Z-Bohlen

Einsatzgebiet

Erstellen von Kombiwänden mit Keulenträgern und Larssen Z-Spundbohlen



Eigenschaften

Stahlgüte:	S355GP, S430GP
	ASTM A572 Gr. 50/60
	ASTM A690 MARINER™ Steel
Gewicht P-Tank I:	~25,5 kg/m
Gewicht P-Tank II:	~26,0 kg/m
Wandstärke:	12 mm



P-Tank I, P-Tank II

Profili extra stabili per parete combinata
Per Larssen Z

Campo di applicazione

Realizzazione di pareti combinate con travi a doppia T e profili a Z Larssen

Caratteristiche

Qualità dell'acciaio:	S355GP, S430GP
	ASTM A572 Gr. 50/60
	ASTM A690 MARINER™ Steel
Peso P-Tank I:	~25,5 kg/m
Peso P-Tank II:	~26,0 kg/m
Spessore:	12 mm



P-Tank I, P-Tank II

Perfiles de pantalla combinada con una mayor estabilidad

Para pilotes en Z Larssen

Ámbito de aplicaciones

Formación de pantallas combinadas con portamazas y tablestacas en Z Larssen

Propiedades

Calidad de acero:	S355GP, S430GP
	ASTM A572 Gr. 50/60
	ASTM A690 MARINER™ Steel
Peso P-Tank I:	~25,5 kg/m
Peso P-Tank II:	~26,0 kg/m
Espesor de pantalla:	12 mm



P-Tank I, P-Tank II

Комбинированный стеной профильный элемент

Для свай Larssen Z

Область применения

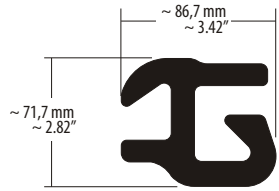
Изготовление комбинированных стенок с гребневыми опорами и Larssen-Z шпунтовыми сваями

Параметры

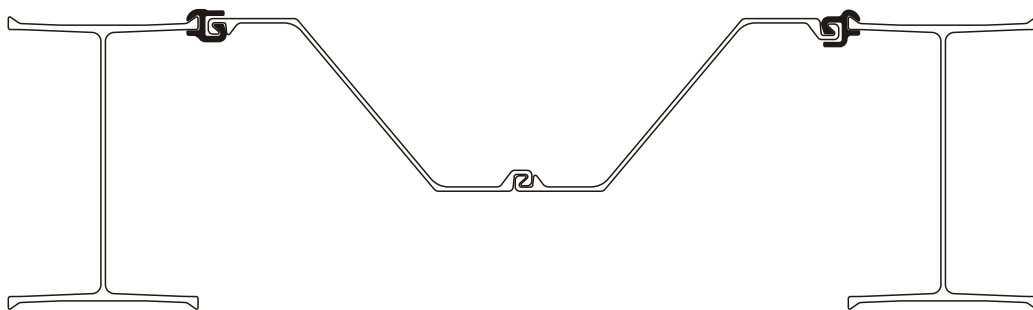
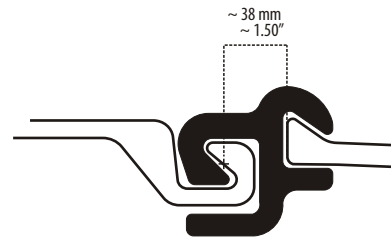
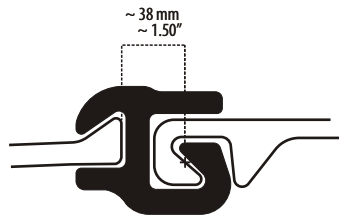
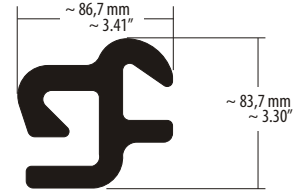
Качество стали:	S355GP, S430GP
	ASTM A572 Gr. 50/60
	ASTM A690 MARINER™ Steel
Вес P-Tank I:	~25,5 кг/м
Вес P-Tank II:	~26,0 кг/м
Толщина стенки:	12 мм



P-Tank I



P-Tank II





B-Tank I, B-Tank II



B-Tank I, B-Tank II

For ultra-sturdy combined walls (wide flange beams) with Larssen Z/AZ sheet piles

Installation

1. The beams are delivered with the connectors already attached.
2. First, install the king piles (beams) as you would in any combined sheet pile wall application.
3. Grasp the sheet piling and thread between the already installed beams.
4. All welding seams are a minimum ~6mm (~0.25").
5. Both sides have a continuous minimum tip and toe welding of ~500mm (~20").
6. Both sides are tack welded in the free length between tip and toe welding with ~200mm/m (~8"/yd). The distance from seam to seam is ~800mm (~31.5") or less.
7. In salt water, the water side is continuously welded on the whole pile length. Follow the instructions above for the reverse side of the pile, if it is not in contact with salt water.

Properties

Steel grade:	S355GP, S430GP
	ASTM A572 Gr. 50/60
	ASTM A690 MARINER™ Steel
Weight B-Tank I :	~13.16 lb / ft
Weight B-Tank II :	~13.29 lb / ft
Thickness:	0.47 in



B-Tank I, B-Tank II

Raccord pour rideaux mixtes extra-solides
Pour Larssen Z

Domaines d'emploi

Réalisation de rideaux mixtes avec supports rideaux de palplanches en Z Larssen

Caractéristiques

Nuances d'acier:	S355GP, S430GP
	ASTM A572 Gr. 50/60
	ASTM A690 MARINER™ Steel
Poids B-Tank I :	~19,6 kg/m
Poids B-Tank II :	~19,8 kg/m
Epaisseur de paroi:	12 mm



B-Tank I, B-Tank II

Extra stabile Kombiwandprofil
Für Larssen Z-Bohlen

Einsatzgebiet

Erstellen von Kombiwänden mit Tägern und Larssen Z-Spundbohlen



Eigenschaften

Stahlgüte:	S355GP, S430GP
	ASTM A572 Gr. 50/60
	ASTM A690 MARINER™ Steel
Gew. B-Tank I :	~19,6 kg/m
Gew. B-Tank II :	~19,8 kg/m
Wandstärke:	12 mm



B-Tank I, B-Tank II

Profili extra stabili per parete combinata
Per Larssen Z

Campo di applicazione

Realizzazione di pareti combinate con travi e palancole a Z Larssen

Caratteristiche

Qualità dell'acciaio:	S355GP, S430GP
	ASTM A572 Gr. 50/60
	ASTM A690 MARINER™ Steel
Peso B-Tank I :	~19,6 kg/m
Peso B-Tank II one I.:	~19,8 kg/m
Spessore:	12 mm



B-Tank I, B-Tank II

Perfiles de pantalla combinada con una mayor estabilidad

Para pilotes en Z Larssen

Ámbito de aplicaciones

Formación de pantallas combinadas con portamazas y tablestacas en Z Larssen

Propiedades

Calidad de acero:	S355GP, S430GP
	ASTM A572 Gr. 50/60
	ASTM A690 MARINER™ Steel
Peso B-Tank I :	~19,6 kg/m
Peso B-Tank II :	~19,8 kg/m
Espesor de pantalla:	12 mm



B-Tank I, B-Tank II

Комбинированный стеновой профильный элемент

Для свай Larssen Z

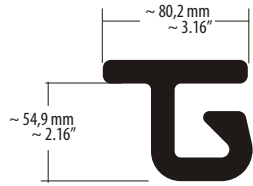
Область применения

Изготовление комбинированных стенок с несущими балками и шпунтовыми брусками Larssen Z

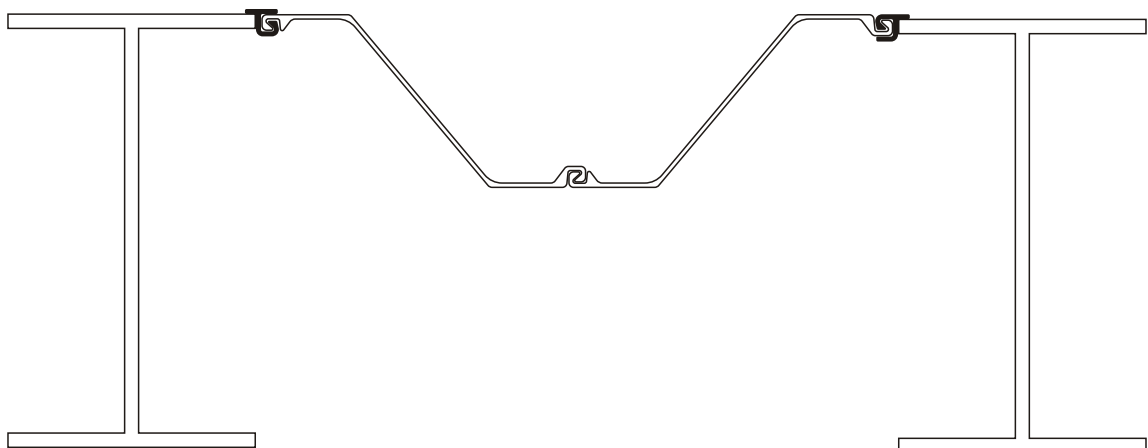
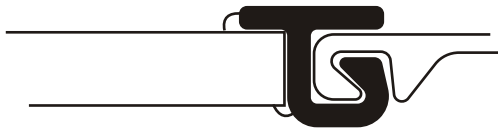
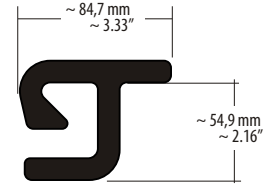
Параметры

Качество стали:	S355GP, S430GP
	ASTM A572 Gr. 50/60
	ASTM A690 MARINER™ Steel
Вес B-Tank I :	~19,6 кг/м
Вес B-Tank II :	~19,8 кг/м
Толщина стенки:	12 мм

B-Tank I



B-Tank II





Tank



Tank

For ultra-sturdy combined walls (pipes)
with Larssen Z/AZ sheet piles

Installation

1. Please review the proper interlocking examples that are listed.
2. Thread the connector into the interlock while the sheet pile is out of the ground.
3. Adjust the connector to the appropriate position.
4. Tack or spot-weld the connector in place. Typically, a ~250mm (~10") weld attaching the connector to the sheet pile to the top is sufficient.
5. Drive/extract the sheet pile (with the connector attached) as you would normally.

Properties

Steelgrade:	S355GP, S430GP
	ASTM A572 Gr. 50/60
	ASTM A690 MARINER™ Steel
Weight:	~13.04 lb / ft
Thickness:	0.47 in



Tank

Profilé soudé extra-stable
Pour Larssen Z

Domaine d'utilisation

1. Constitution de raccords d'angles et de bifurcations
2. Profilé soudé pour tubes dans le but de constituer des cloisons combinées

Caractéristiques

Nuances d'acier:	S355GP, S430GP
	ASTM A572 Gr. 50/60
	ASTM A690 MARINER™ Steel
Poids:	~19,4 kg/m
Epaisseur de paroi:	12 mm



Tank

Extra stabiles Anschweißprofil
Für Larssen Z-Bohlen

Einsatzgebiet

1. Erstellen von Eckverbindungen und Abzweigungen
2. Anschweißprofil für Rohre zum Erstellen von Kombiwänden



Eigenschaften

Stahlgüte:	S355GP, S430GP
	ASTM A572 Gr. 50/60
	ASTM A690 MARINER™ Steel
Gewicht:	~19,4 kg/m
Wandstärke:	12 mm



Tank

Profilo da saldare extra stabile
Per Larssen Z

Campo di applicazione

1. Realizzazione di angoli e diramazioni
2. Profilo saldabile a tubi per la realizzazione di pareti combinate

Caratteristiche

Qualità dell'acciaio:	S355GP, S430GP
	ASTM A572 Gr. 50/60
	ASTM A690 MARINER™ Steel
Peso:	~19,4 kg/m
Spessore:	12 mm



Tank

Perfil de soldadura con mayor estabilidad
Para pilotes en Z Larssen

Ámbito de aplicaciones

1. Formación de uniones angulares y bifurcaciones
2. Perfil de soldadura para tubos para formar pantallas combinadas

Propiedades

Calidad de acero:	S355GP, S430GP
	ASTM A572 Gr. 50/60
	ASTM A690 MARINER™ Steel
Peso:	~19,4 kg/m
Espesor de pantalla:	12 mm



Tank

Очень прочная сварные соединения для Larssen Z
Для Larssen Z-бруса

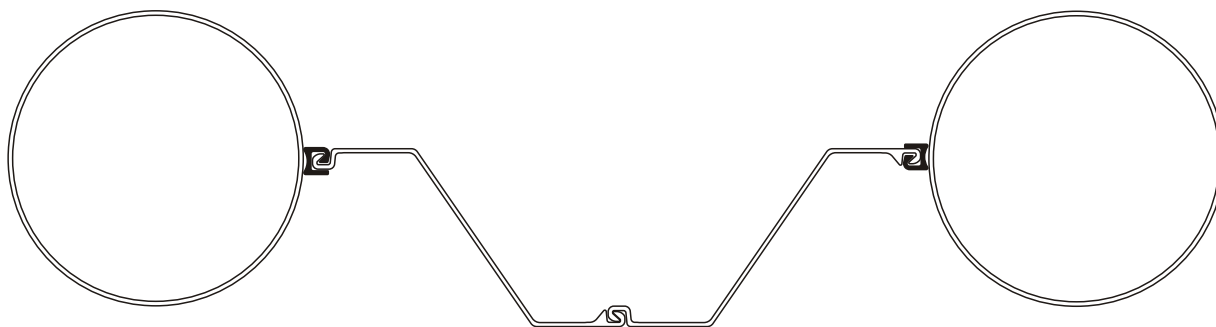
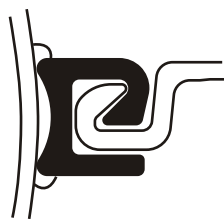
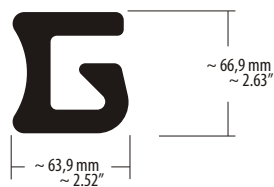
Область использования

1. Изготовление угловых соединительных элементов и ответвлений
2. Привариваемый профильный элемент трубы для изготовления комбинированных стенок

Параметры

Качество стали:	S355GP, S430GP
	ASTM A572 Gr. 50/60
	ASTM A690 MARINER™ Steel
Вес:	~19,4 кг/м
Толщина стенки:	12 мм

Tank weld-on



**LBM / LBF****For AZ/Larssen to PZ/PZC (ball & socket) transitions****Installation**

1. Please review the proper interlocking examples that are listed.
2. Thread the connector into the interlock while the sheet pile is out of the ground.
3. Adjust the connector to the appropriate position.
4. Tack or spot-weld the connector in place. Typically, a ~250mm (~10") weld attaching the connector to the sheet pile to the top is sufficient.
5. Drive/extract the sheet pile (with the connector attached) as you would normally.

Properties

Steelgrade:	S355GP, S430GP
	ASTM A572 Gr. 50/60
	ASTM A690 MARINER™ Steel
Weight LBM:	~7.71 lb / ft
Weight LBF:	~8.78 lb / ft

**LBM / LBF****Raccord de transition**

Pour Larssen U, AZ, Hoesch avec serrure Larssen

Domaines d'emploi

1. Pour raccorder des palplanches PZC (Ball + Socket) aux palplanches en U ou en Z type Larssen
2. Pour raccorder des palplanches en U ou Z Larssen aux palplanches PZC (Ball + Socket)

Caractéristiques

Nuances d'acier:	S355GP, S430GP
	ASTM A572 Gr. 50/60
	ASTM A690 MARINER™ Steel
Poids LBM:	~11,5 kg/m
Poids LBF:	~13,1 kg/m

**LBM / LBF****Übergangsprofil**

Für Larssen U, AZ, Hoesch mit Larssen-Schloss

Einsatzgebiet

1. Übergangsprofil von PZC-Bohlen (Ball + Socket) zu U- oder Larssen-Z-Bohlen
2. Übergangsprofil von U- oder Larssen-Z-Bohlen zu PZC-Bohlen (Ball + Socket)

**Eigenschaften**

Stahlgüte:	S355GP, S430GP
	ASTM A572 Gr. 50/60
	ASTM A690 MARINER™ Steel
Gewicht LBM:	~11,5 kg/m
Gewicht LBF:	~13,1 kg/m

**LBM / LBF****Profilati di raccordo**

Per Larssen U, AZ, Hoesch con gancio Larssen

Campo di applicazione

1. Profilati di raccordo da palancole PZC (Ball and Socket) a palancole a U o palancole a Z Larssen
2. Profilati di raccordo da palancole a U o palancole a Z Larssen a palancole PZC (Ball and Socket)

Caratteristiche

Qualità dell'acciaio:	S355GP, S430GP
	ASTM A572 Gr. 50/60
	ASTM A690 MARINER™ Steel
Peso LBM:	~11,5 kg/m
Peso LBF:	~13,1 kg/m

**LBM / LBF****Perfiles de transición**

Para Larssen U, AZ, Hoesch con cerramiento Larssen

Ámbito de aplicaciones

1. Perfiles de transición de pilotes PZC (Ball+ Socket) a pilotes en U y en Z Larssen
2. Perfiles de transición de pilotes en U o Z Larssen a pilotes PZC (Ball + Socket)

Propiedades

Calidad de acero:	S355GP, S430GP
	ASTM A572 Gr. 50/60
	ASTM A690 MARINER™ Steel
Peso LBM:	~11,5 kg/m
Peso LBF:	~13,1 kg/m

**LBM / LBF****Переходные профильные элементы**

Для Larssen U, AZ, Hoesch с замком Larssen

Область применения

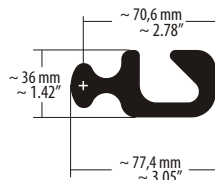
1. Профильные элементы перехода с PZC свай (шар + гнездо) на U-свай или Z-свай типа Larssen
2. Профильные элементы перехода с U-свай или Z-свай типа Larssen на PZC-свай (шар + гнездо)

Параметры

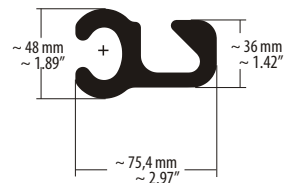
Качество стали:	S355GP, S430GP
	ASTM A572 Gr. 50/60
	ASTM A690 MARINER™ Steel
Вес LBM:	~11,5 кг/м
Вес LBF:	~13,1 кг/м



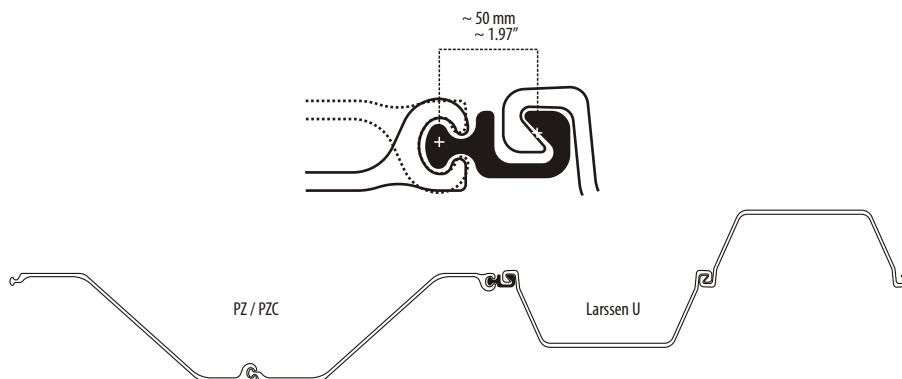
LBM



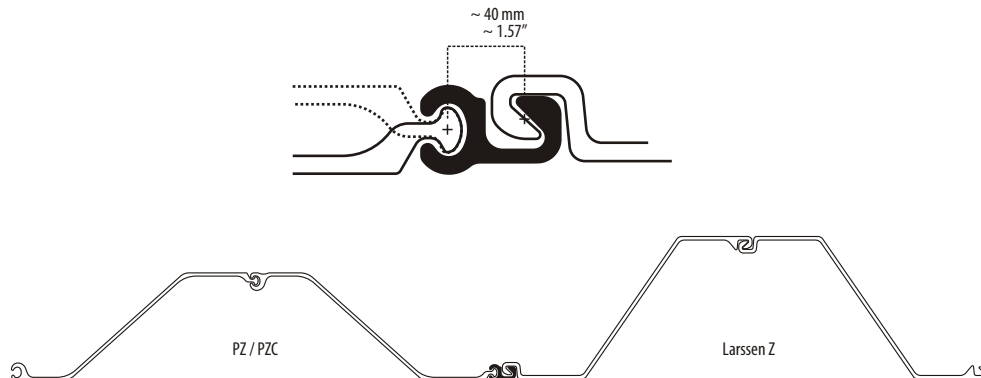
LBF



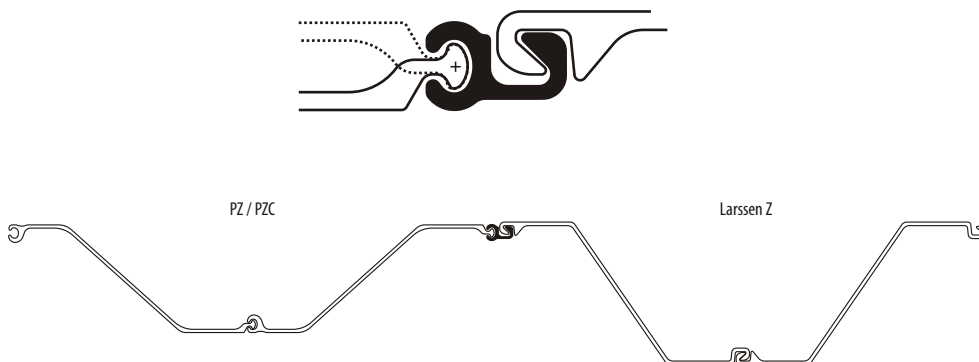
LBM



LBF



LBF





Overview
Ball & Socket
(For PZ and PZC)

Übersicht
Ball & Socket
(Für PZ und PZC)

Listado
Ball & Socket
(Para PZ y PZC)

Aperçu
Ball & Socket
(Pour PZ et PZC)

Indice
maschio e femmina
(Per PZ e PZC)

Содержание
шар & гнездо
(Для PZ и PZC)

Corner & Junction Piles							
Colt 	For 45° corners (+/- 40°)	45° Eckverbindung	Unión angular de 45°	Raccord à 45°	Connessione per angolo a 45°	Угловой соединительный элемент 45°	35
PZ 90 	For 90° corners (+/- 40°)	90° Eckverbindung	Unión angular de 90°	Raccord à 90°	Connessione per angolo a 90°	Угловой соединительный элемент 90°	37
Cobra 	For 135° corners (+/- 40°)	135° Eckverbindung	Unión angular de 135°	Raccord à 135°	Connessione per angolo a 135°	Угловой соединительный элемент 135°	39
PZ Tee 	For T-corners (+/- 40°), 90° corners (+/- 40°)	T-Verbindung 90° Eckverbindung	Unión en T Unión angular de 90°	Raccord en T, raccord d'angle (90°)	Connessione a T Connessione per angolo a 90°	T-образное соединение угловой соединительный элемент 90°	41
PZT-S (CBF) 	For T-corners (+/- 40°), 90° corners (+/- 40°)	T-Verbindung 90° Eckverbindung	Unión en T Unión angular de 90°	Raccord en T, raccord d'angle (90°)	Connessione a T Connessione per angolo a 90°	T-образное соединение угловой соединительный элемент 90°	43
Joker 	For T-corners (+/- 40°), 90° corners (+/- 40°)	T-Verbindung 90° Eckverbindung	Unión en T Unión angular de 90°	Raccord en T, raccord d'angle (90°)	Connessione a T Connessione per angolo a 90°	T-образное соединение угловой соединительный элемент 90°	45
Bullhead 	For T-corners (+/- 40°), 90° corners (+/- 40°)	T-Verbindung 90° Eckverbindung	Unión en T Unión angular de 90°	Raccord en T, raccord d'angle (90°)	Connessione a T Connessione per angolo a 90°	T-образное соединение угловой соединительный элемент 90°	47

Combined Sheet Piles							
BBS-M one leg BBS-F one leg 	For combined walls with wide flange beams	Kombiwandprofile zum Verbinden von Trägern mit PZ/PZC-Profilen	Perfiles de pantalla combinada para unir vigas con perfiles PZ/PZC	Raccord pour rideaux mixtes (pour raccorder des poutres de soutien aux palplanches PZ/PZC)	Profilo parete combinata per collegare travi con profili PZ/PZC	Комбинированный стеной профильный элемент для соединения опор с PZ/PZC-образными профильными элементами	49
PBS-M PBS-F 	For combined walls with Peiner-type beams	Kombiwandprofile zum Verbinden von Keulenträgern mit PZ/PZC-Profilen	Perfiles de pantalla combinada para unir portamazas con perfiles PZ/PZC	Raccord pour rideaux mixtes (pour raccorder des poutres de soutien aux palplanches PZ/PZC)	Profilo parete combinata per collegare travi a doppia T con profili PZ/PZC	Комбинированный стеной профильный элемент для соединения гребней опор с PZ/PZC-образными профильными элементами	51
WOM WOF 	For combined walls with pipes	Anschweißprofile zum Verbinden von Rohren mit PZ/PZC-Profilen sowie zum Erstellen von Ecken und Abzweigungen	Perfiles de soldadura para unir tubos con perfiles PZ/PZC, así como para formar esquinas y bifurcaciones	Raccord à souder (pour raccorder des tubes aux palplanches PZ/PZC et pour réaliser des angles ou un changement de direction)	Profili saldati per collegare tubi con profili PZ/PZC e per creare angoli e diramazioni	Привариваемый профильный элемент для соединения труб с PZ/PZC-образными профильными элементами, а также для изготовления углов и ответвлений	53
WOM-XL WOF-XL 	For combined walls with pipes, pipe sheet pile walls	Anschweißprofile zum Verbinden von Rohren mit PZ/PZC-Profilen sowie zum Erstellen von Ecken und Abzweigungen	Perfiles de soldadura para unir tubos con perfiles PZ/PZC, así como para formar esquinas y bifurcaciones	Raccord à souder (pour raccorder des tubes aux palplanches PZ/PZC et pour réaliser des angles ou un changement de direction)	Profili saldati per collegare tubi con profili PZ/PZC e per creare angoli e diramazioni	Привариваемый профильный элемент для соединения труб с PZ/PZC-образными профильными элементами, а также для изготовления углов и ответвлений	55

Transition Piles							
LBM LBF 	For PZ/PZC to AZ/Larsen transitions	Übergangsprofile	Perfiles de transición	Raccord de transition	Profili di raccordo	Переходные профильные элементы	57

**Colt**

For 45° Corners (+/- 40°) with PZ/PZC (ball & socket) sheet piles

Installation

1. Please review the proper interlocking examples that are listed.
2. Thread the connector into the interlock while the sheet pile is out of the ground.
3. Adjust the connector to the appropriate position.
4. Tack or spot-weld the connector in place. Typically, a ~250mm (~10") weld attaching the connector to the sheet pile to the top is sufficient.
5. Drive/extract the sheet pile (with the connector attached) as you would normally.

Properties

Steel grade:	S355GP, S430GP
	ASTM A572 Gr. 50/60
	ASTM A690 MARINER™ Steel
Weight:	~ 6.84 lb / ft

**Colt****45° Eckverbindung**

Für PZ und PZC (Ball and Socket)

Einsatzgebiet

45° Eckverbindungen

**Eigenschaften**

Stahlgüten:	S355GP, S430GP
	ASTM A572 Gr. 50/60
	ASTM A690 MARINER™ Steel
Gewicht:	~10,2 kg/m

**Colt****Unión angular de 45°**

Para PZ y PZC (Ball and Socket)

Ámbito de aplicaciones

Uniones angulares de 45°

Propiedades

Calidades de acero:	S355GP, S430GP
	ASTM A572 Gr. 50/60
	ASTM A690 MARINER™ Steel
Peso:	~10,2 kg/m

**Colt****Raccord à 45°**

Pour PZ- et PZC (Ball + Socket)

Domaines d'emploi

Domaines d'emploi
Raccords à 45°

Caractéristiques

Nuances d'acier:	S355GP, S430GP
	ASTM A572 Gr. 50/60
	ASTM A690 MARINER™ Steel
Poids:	~10,2 kg/m

**Colt****Connessione per angolo a 45°**

Per PZ e PZC (maschio e femmina)

Campo di applicazione

Connessioni per angolo a 45°

Caratteristiche

Qualità dell'acciaio:	S355GP, S430GP
	ASTM A572 Gr. 50/60
	ASTM A690 MARINER™ Steel
Peso:	~10,2 kg/m

**Colt****Угловой соединительный элемент 45°**

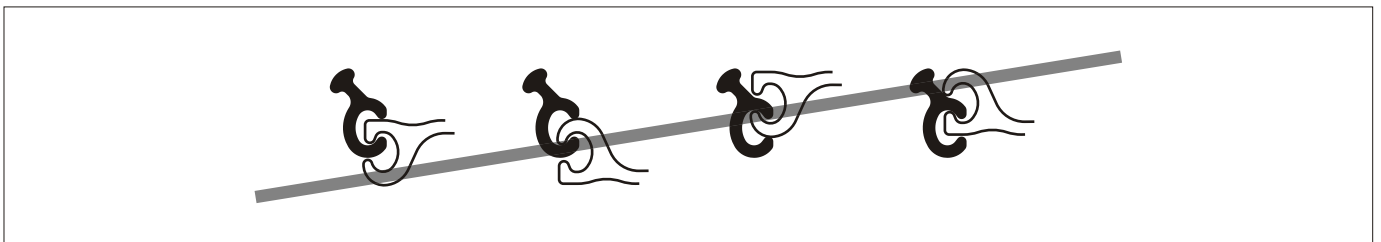
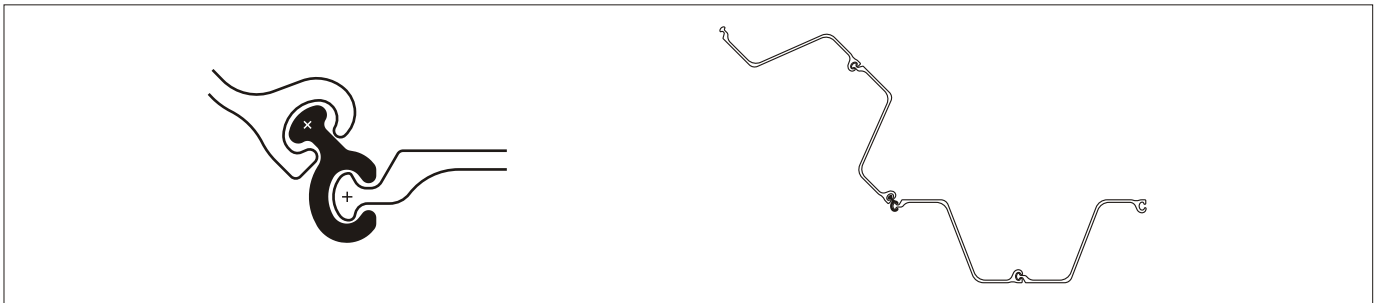
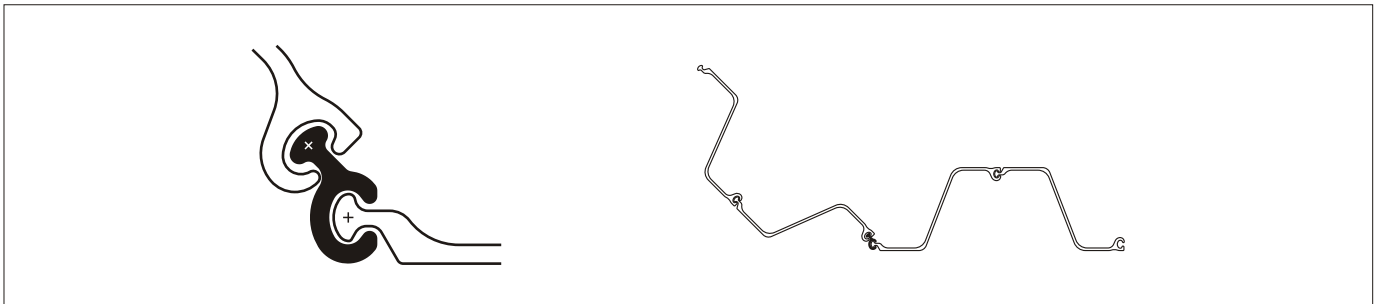
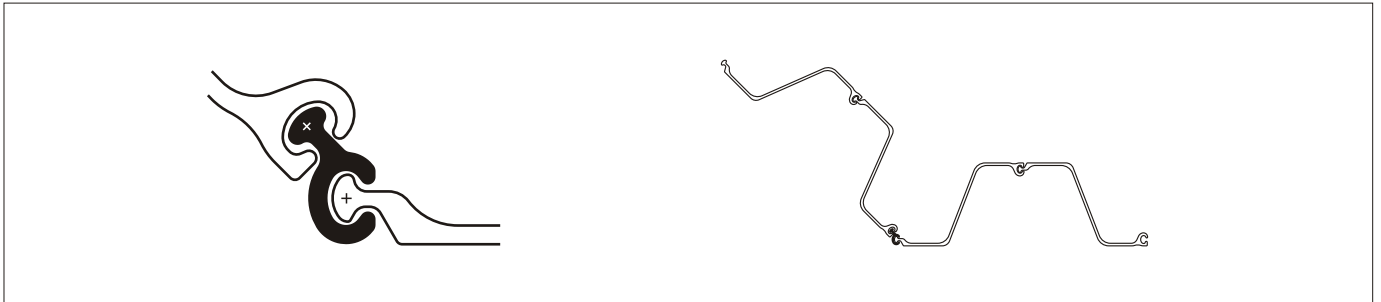
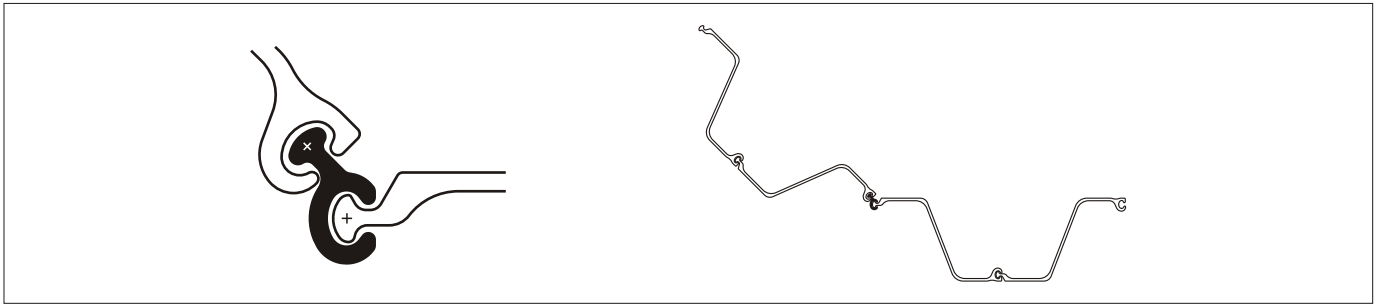
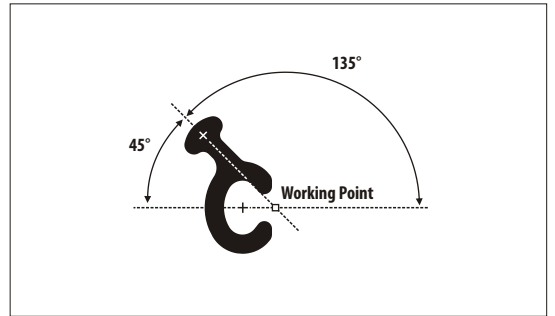
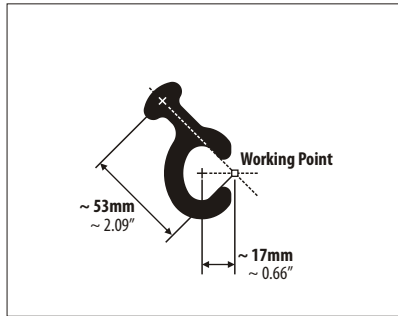
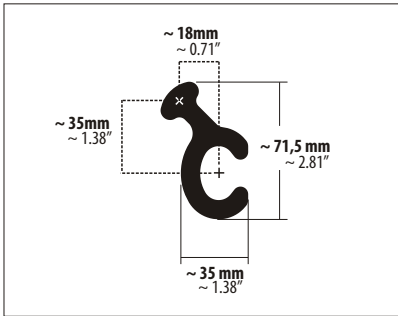
Для PZ и PZC (шар и гнездо)

Область применения

Угловые соединительные элементы 45°

Параметры

Качество стали:	S355GP, S430GP
	ASTM A572 Gr. 50/60
	ASTM A690 MARINER™ Steel
Вес:	~10,2 кг/м



**PZ 90**

For 90° Corners (+/- 40°) with PZ/PZC (ball & socket) sheet piles

Installation

1. Please review the proper interlocking examples that are listed.
2. Thread the connector into the interlock while the sheet pile is out of the ground.
3. Adjust the connector to the appropriate position.
4. Tack or spot-weld the connector in place. Typically, a ~250mm (~10") weld attaching the connector to the sheet pile to the top is sufficient.
5. Drive/extract the sheet pile (with the connector attached) as you would normally.

Properties

Steel grade:	S355GP, S430GP
	ASTM A572 Gr. 50/60
	ASTM A690 MARINER™ Steel
Weight:	~ 7.21 / ~ 7.51 lb / ft

**PZ 90****90° Eckverbindung**

Für PZ und PZC (Ball and Socket)

Einsatzgebiet

90° Eckverbindungen

**Eigenschaften**

Stahlgüten:	S355GP, S430GP
	ASTM A572 Gr. 50/60
	ASTM A690 MARINER™ Steel
Gewicht:	~10,9 / ~11,2 kg/m

**PZ 90****Unión angular de 90°**

Para PZ y PZC (Ball and Socket)

Ámbito de aplicaciones

Uniones angulares de 90°

Propiedades

Calidades de acero:	S355GP, S430GP
	ASTM A572 Gr. 50/60
	ASTM A690 MARINER™ Steel
Peso:	~10,9 / ~11,2 kg/m

**PZ 90****Raccord d'angle (90°)**

Pour PZ- et PZC (Ball + Socket)

Domaines d'emploi

Raccordement permettant un angle de 90°
(variation possible de +/- 20°)

Caractéristiques

Nuances d'acier:	S355GP, S430GP
	ASTM A572 Gr. 50/60
	ASTM A690 MARINER™ Steel
Poids:	~10,9 / ~11,2 kg/m

**PZ 90****Connessione per angolo a 90°**

Per PZ e PZC (maschio e femmina)

Campo di applicazione

Connessioni per angolo a 90°

Caratteristiche

Qualità dell'acciaio:	S355GP, S430GP
	ASTM A572 Gr. 50/60
	ASTM A690 MARINER™ Steel
Peso:	~10,9 / ~11,2 kg/m

**PZ 90****90° угловой соединительный элемент**

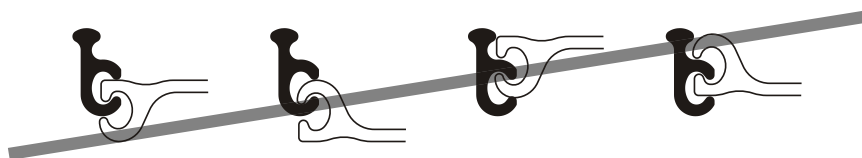
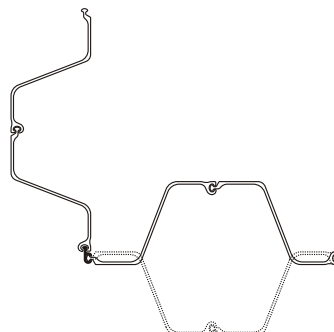
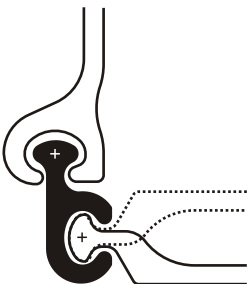
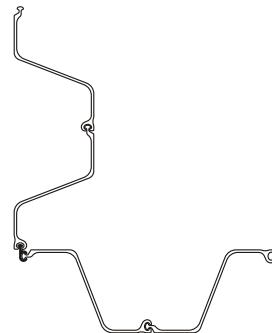
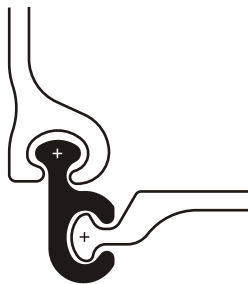
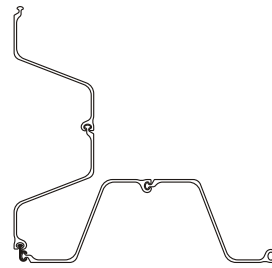
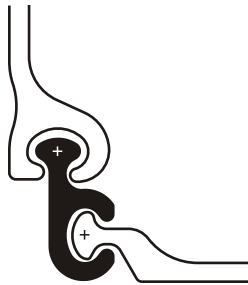
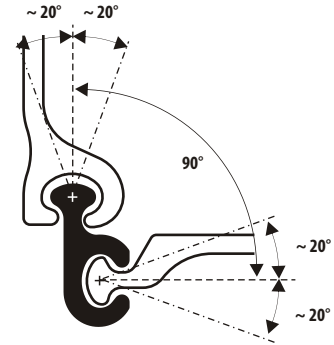
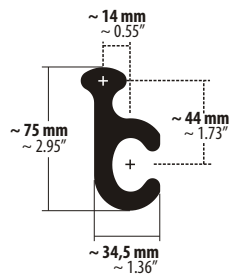
Для PZ и PZC (шар и гнездо)

Область применения

Уловые соединительные элементы 90°

Параметры

Качество стали:	S355GP, S430GP
	ASTM A572 Gr. 50/60
	ASTM A690 MARINER™ Steel
Вес:	~10,9 / ~11,2 кг/м



**Cobra**

For 135° Corners (+/- 40°) with PZ/PZC (ball & socket) sheet piles

Installation

1. Please review the proper interlocking examples that are listed.
2. Thread the connector into the interlock while the sheet pile is out of the ground.
3. Adjust the connector to the appropriate position.
4. Tack or spot-weld the connector in place. Typically, a ~250mm (~10") weld attaching the connector to the sheet pile to the top is sufficient.
5. Drive/extract the sheet pile (with the connector attached) as you would normally.

Properties

Steel grade:	S355GP, S430GP
	ASTM A572 Gr. 50/60
	ASTM A690 MARINER™ Steel
Weight:	~7.44 lb / ft

**Cobra****135° Eckverbindung**

Für PZ und PZC (Ball and Socket)

Einsatzgebiet

135° Eckverbindungen

**Eigenschaften**

Stahlgüten:	S355GP, S430GP
	ASTM A572 Gr. 50/60
	ASTM A690 MARINER™ Steel
Gewicht:	~11,1 kg/m

**Cobra****Unión angular de 135°**

Para PZ y PZC (Ball and Socket)

Ámbito de aplicaciones

Uniones angulares de 135°

Propiedades

Calidades de acero:	S355GP, S430GP
	ASTM A572 Gr. 50/60
	ASTM A690 MARINER™ Steel
Peso:	~11,1 kg/m

**Cobra****Raccord à 135°**

Pour PZ- et PZC (Ball + Socket)

Domaines d'emploi

Raccordement permettant un angle de 135°
(variation possible de +/- 20°)

Caractéristiques

Nuances d'acier:	S355GP, S430GP
	ASTM A572 Gr. 50/60
	ASTM A690 MARINER™ Steel
Poids:	~11,1 kg/m

**Cobra****Connessione per angolo a 135°**

Per PZ e PZC (maschio e femmina)

Campo di applicazione

Connessioni per angolo a 135°

Caratteristiche

Qualità dell'acciaio:	S355GP, S430GP
	ASTM A572 Gr. 50/60
	ASTM A690 MARINER™ Steel
Peso:	~11,1 kg/m

**Cobra****135° угловой соединительный элемент**

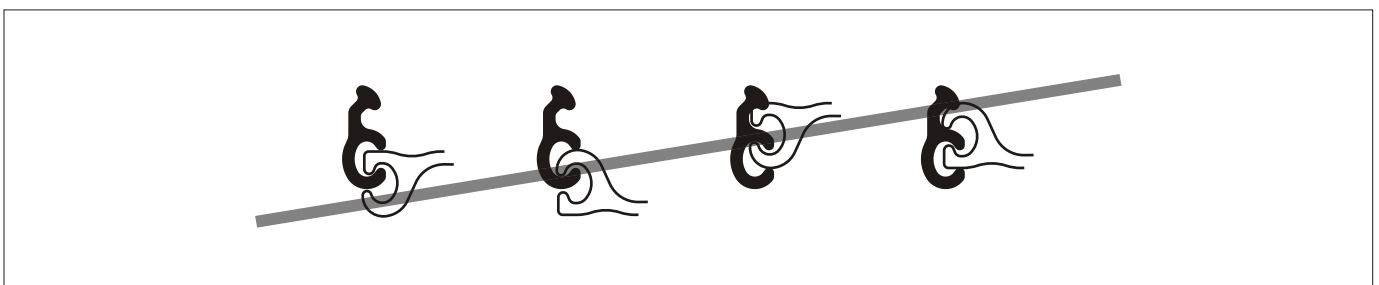
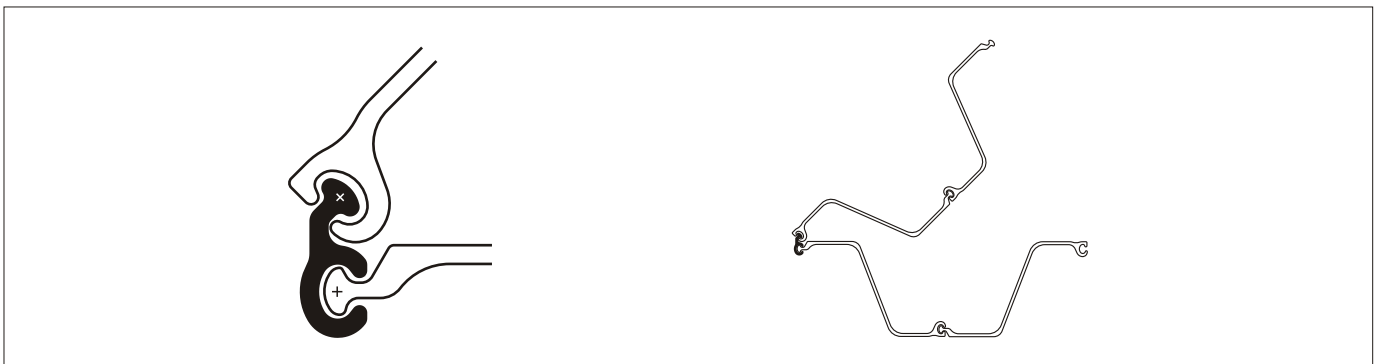
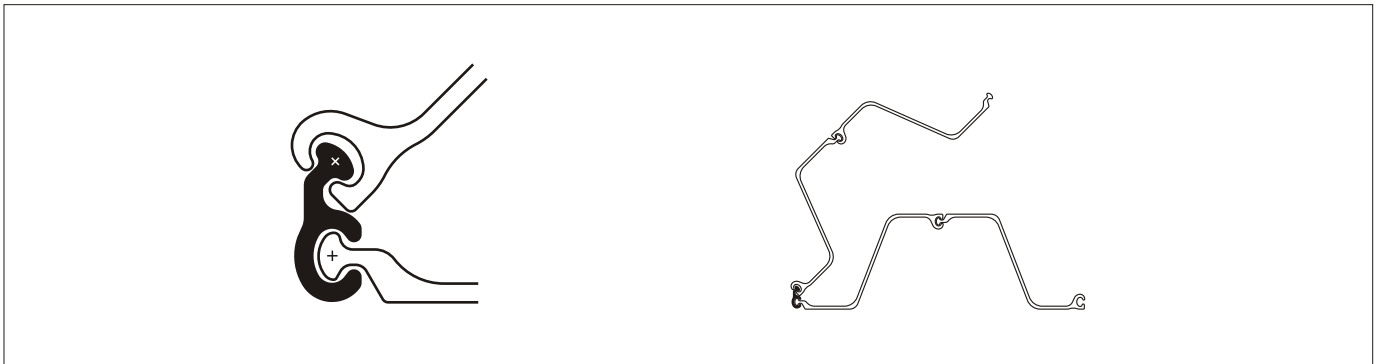
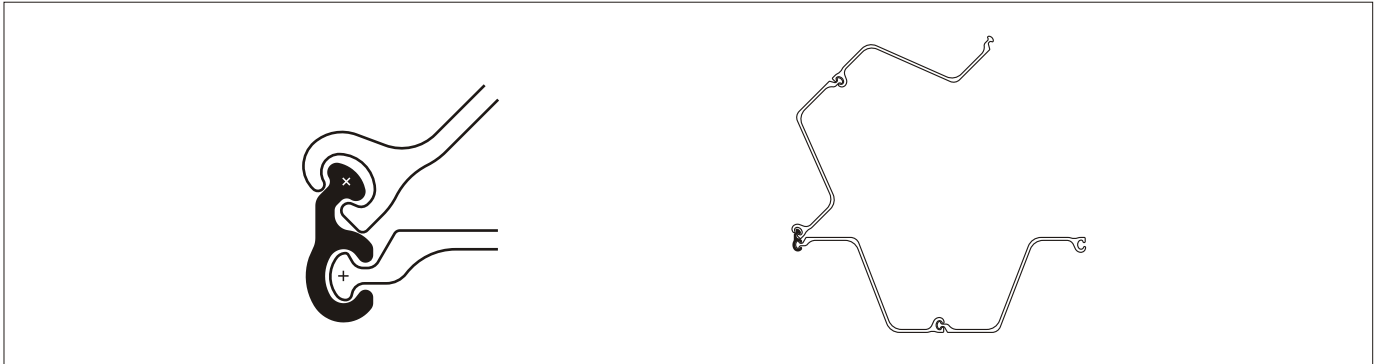
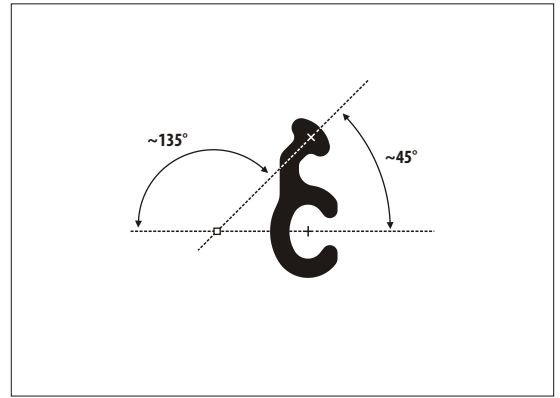
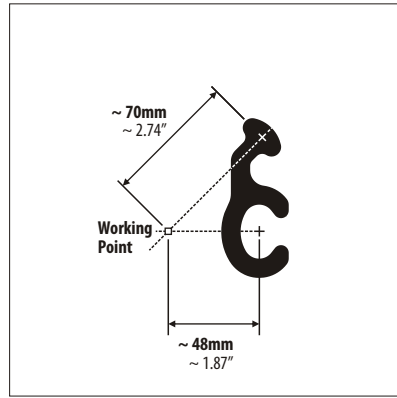
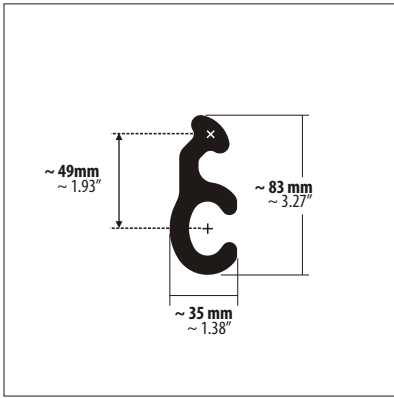
Для PZ и PZC (шар и гнездо)

Область применения

Угловые соединительные элементы 135°

Параметры

Качество стали:	S355GP, S430GP
	ASTM A572 Gr. 50/60
	ASTM A690 MARINER™ Steel
Вес:	~11,1 кг/м



**PZ Tee****For T-corners,****90° corners (+/- 40°)**

with PZ/PZC (ball & socket) sheet piles

Installation

1. Please review the proper interlocking examples that are listed.
2. Thread the connector into the interlock while the sheet pile is out of the ground.
3. Adjust the connector to the appropriate position.
4. Tack or spot-weld the connector in place. Typically, a ~250mm (~10") weld attaching the connector to the sheet pile to the top is sufficient.
5. Drive/extract the sheet pile (with the connector attached) as you would normally.

Properties

Steel grade: S355GP, S430GP

ASTM A572 Gr. 50/60

ASTM A690 MARINER™ Steel

Weight: ~ 8.99 lb / ft

**PZ Tee****T-Verbindung,****90° Eckverbindung**

Für PZ und PZC (Ball and Socket)

Einsatzgebiet

Verbinden von drei Spundwänden

**Eigenschaften**

Stahlgüten: S355GP, S430GP

ASTM A572 Gr. 50/60

ASTM A690 MARINER™ Steel

Gewicht: ~13,4 kg/m

**PZ Tee****Unión en T,****unión angular de 90°**

Para PZ y PZC (Ball and Socket)

Ámbito de aplicaciones

Unión de tres tablestacas

Propiedades

Calidades de acero: S355GP, S430GP

ASTM A572 Gr. 50/60

ASTM A690 MARINER™ Steel

Peso: ~13,4 kg/m

**PZ Tee****Raccord en T,****raccord d'angle (90°)**

Pour PZ et PZC (Ball + Socket)

Domaines d'emploi

Raccordement de trois palplanches

Caractéristiques

Nuances d'acier: S355GP, S430GP

ASTM A572 Gr. 50/60

ASTM A690 MARINER™ Steel

Poids: ~13,4 kg/m

**PZ Tee****Connessione a T,****connessione per angolo a 90°**

Per PZ e PZC (maschio e femmina)

Campo di applicazione

Connessione di tre palancole

Caratteristiche

Qualità dell'acciaio: S355GP, S430GP

ASTM A572 Gr. 50/60

ASTM A690 MARINER™ Steel

Peso: ~13,4 kg/m

**PZ Tee****Т-образное соединение,****угловой соединительный элемент 90°**

Для PZ и PZC (шар и гнездо)

Область применения

Соединение трех шпунтовых стенок

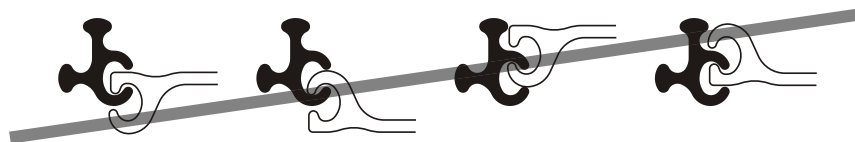
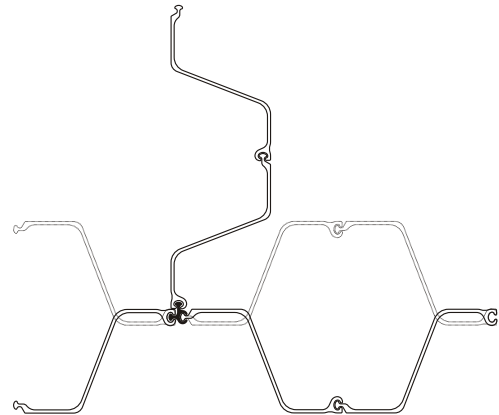
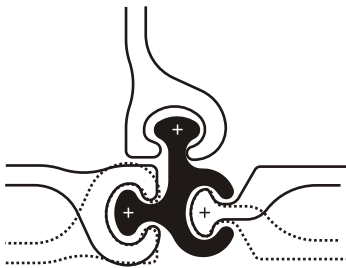
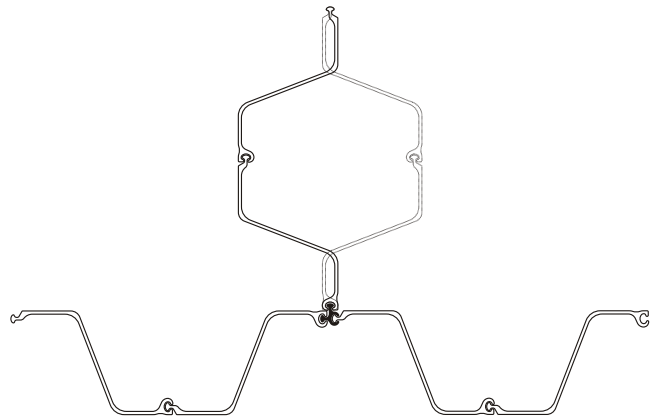
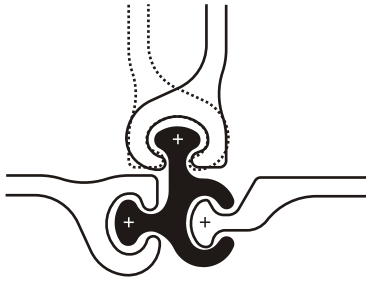
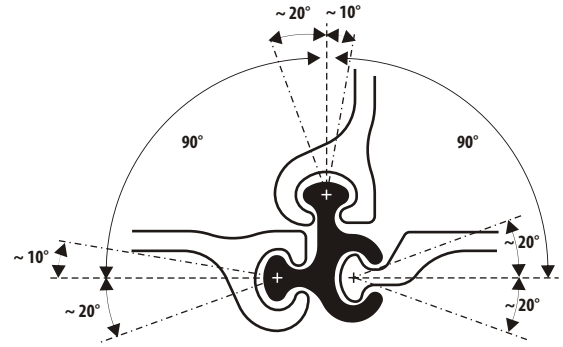
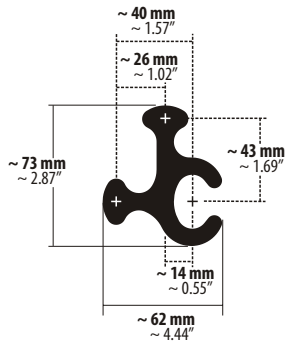
Параметры

Качество стали: S355GP, S430GP

ASTM A572 Gr. 50/60

ASTM A690 MARINER™ Steel

Вес: ~13,4 кг/м





PZT-S (CBF)

for Ball & Socket (PZ / PZC)



PZT-S (CBF)

For T-corners,

90° corners (+/- 40°)

with PZ/PZC (ball & socket) sheet piles

Installation

1. Please review the proper interlocking examples that are listed.
2. Thread the connector into the interlock while the sheet pile is out of the ground.
3. Adjust the connector to the appropriate position.
4. Tack or spot-weld the connector in place. Typically, a ~250mm (~10") weld attaching the connector to the sheet pile to the top is sufficient.
5. Drive/extract the sheet pile (with the connector attached) as you would normally.

Properties

Steel grade:	S355GP, S430GP
	ASTM A572 Gr. 50/60
	ASTM A690 MARINER™ Steel
Weight:	~ 9.66 lb / ft



PZT-S (CBF)

T-Verbindung,

90° Eckverbindung

Für PZ und PZC (Ball and Socket)

Einsatzgebiet

Verbinden von drei Spundwänden



Eigenschaften

Stahlgüten:	S355GP, S430GP
	ASTM A572 Gr. 50/60
	ASTM A690 MARINER™ Steel
Gewicht:	~14,4 kg/m



PZT-S (CBF)

Unión en T,

unión angular de 90°

Para PZ y PZC (Ball and Socket)

Ámbito de aplicaciones

Unión de tres tablestacas

Propiedades

Calidades de acero:	S355GP, S430GP
	ASTM A572 Gr. 50/60
	ASTM A690 MARINER™ Steel
Peso:	~14,4 kg/m



PZT-S (CBF)

Raccord en T,

raccord d'angle (90°)

Pour PZ et PZC (Ball + Socket)

Domaines d'emploi

Raccordement de trois palplanches

Caractéristiques

Nuances d'acier:	S355GP, S430GP
	ASTM A572 Gr. 50/60
	ASTM A690 MARINER™ Steel
Poids:	~14,4 kg/m



PZT-S (CBF)

Connessione a T,

connessione per angolo a 90°

Per PZ e PZC (maschio e femmina)

Campo di applicazione

Connessione di tre palancole

Caratteristiche

Qualità dell'acciaio:	S355GP, S430GP
	ASTM A572 Gr. 50/60
	ASTM A690 MARINER™ Steel
Peso:	~14,4 kg/m



PZT-S (CBF)

T-образное соединение,

угловой соединительный элемент 90°

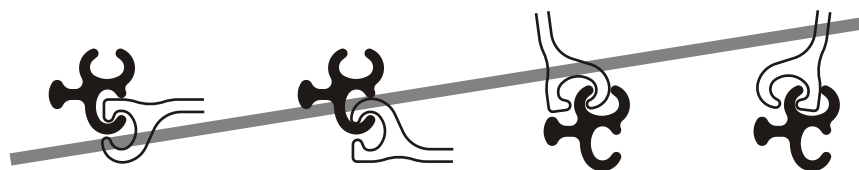
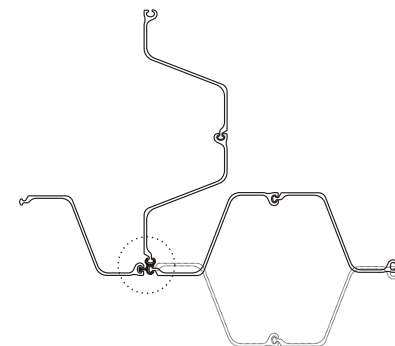
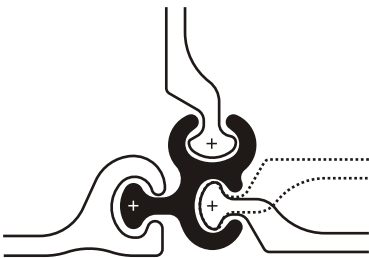
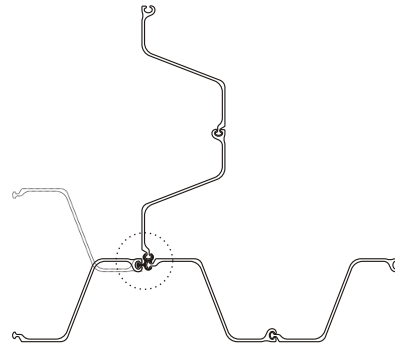
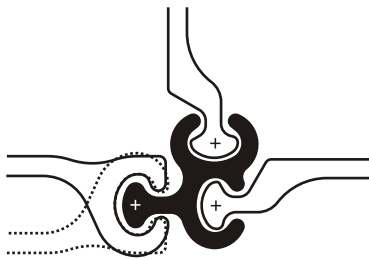
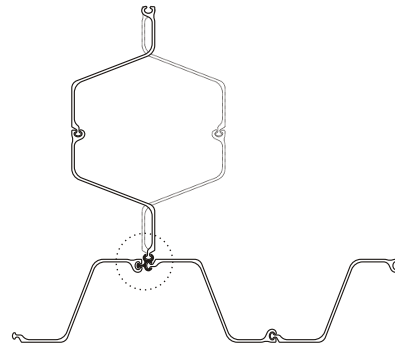
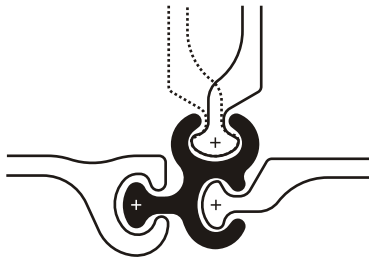
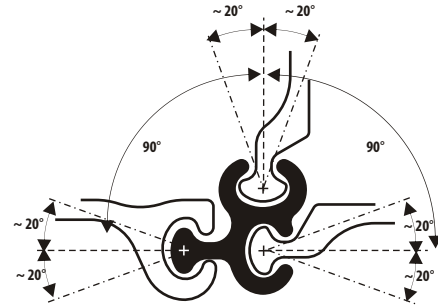
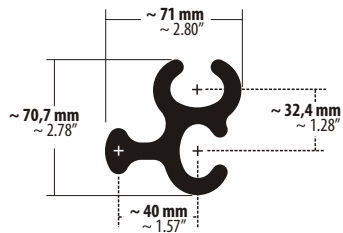
Для PZ и PZC (шар и гнездо)

Область применения

Соединение трех шпунтовых стенок

Параметры

Качество стали:	S355GP, S430GP
	ASTM A572 Gr. 50/60
	ASTM A690 MARINER™ Steel
Вес:	~14,4 кг/м



**Joker****For T-corners,****90° corners (+/- 40°)**

with PZ/PZC (ball & socket) sheet piles

Installation

1. Please review the proper interlocking examples that are listed.
2. Thread the connector into the interlock while the sheet pile is out of the ground.
3. Adjust the connector to the appropriate position.
4. Tack or spot-weld the connector in place. Typically, a ~250mm (~10") weld attaching the connector to the sheet pile to the top is sufficient.
5. Drive/extract the sheet pile (with the connector attached) as you would normally.

Properties

Steel grade: S355GP, S430GP

ASTM A572 Gr. 50/60

ASTM A690 MARINER™ Steel

Weight: ~10.86 lb / ft

**Joker****T-Verbindung,****90° Eckverbindung**

Für PZ und PZC (Ball and Socket)

Einsatzgebiet

Verbinden von drei Spundwänden

**Eigenschaften**

Stahlgüten: S355GP, S430GP

ASTM A572 Gr. 50/60

ASTM A690 MARINER™ Steel

Gewicht: ~16,2 kg/m

**Joker****Unión en T,****unión angular de 90°**

Para PZ y PZC (Ball and Socket)

Ámbito de aplicaciones

Unión de tres tablestacas

Propiedades

Calidades de acero: S355GP, S430GP

ASTM A572 Gr. 50/60

ASTM A690 MARINER™ Steel

Peso: ~16,2 kg/m

**Joker****Raccord en T,****raccord d'angle (90°)**

Pour PZ et PZC (Ball + Socket)

Domaines d'emploi

Raccordement de trois palplanches

Caractéristiques

Nuances d'acier: S355GP, S430GP

ASTM A572 Gr. 50/60

ASTM A690 MARINER™ Steel

Poids: ~16,2 kg/m

**Joker****Connessione a T,****connessione per angolo a 90°**

Per PZ e PZC (maschio e femmina)

Campo di applicazione

Connessione di tre palancole

Caratteristiche

Qualità dell'acciaio: S355GP, S430GP

ASTM A572 Gr. 50/60

ASTM A690 MARINER™ Steel

Peso: ~16,2 kg/m

**Джокер****Т-образное соединение,****угловой соединительный элемент 90°**

Для PZ и PZC (шар и гнездо)

Область применения

Соединение трех шпунтовых стенок


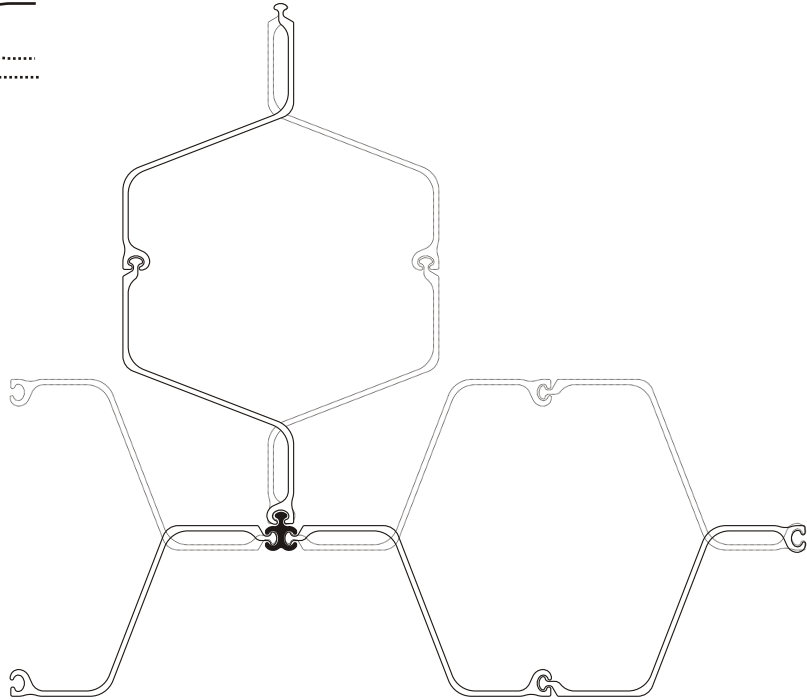
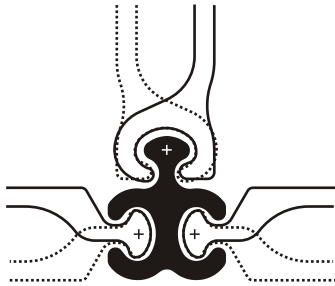
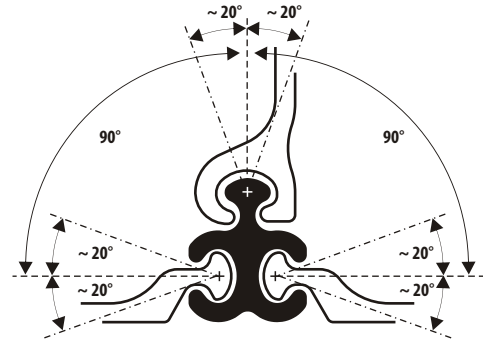
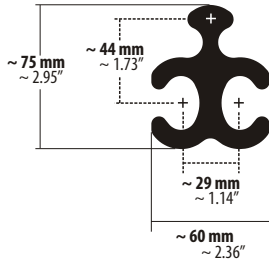
Параметры

Качество стали: S355GP, S430GP

ASTM A572 Gr. 50/60

ASTM A690 MARINER™ Steel

Вес: ~16,2 кг/м



**Bullhead****For T-corners,****90° corners (+/- 40°)**

with PZ/PZC (ball & socket) sheet piles

Installation

1. Please review the proper interlocking examples that are listed.
2. Thread the connector into the interlock while the sheet pile is out of the ground.
3. Adjust the connector to the appropriate position.
4. Tack or spot-weld the connector in place. Typically, a ~250mm (~10") weld attaching the connector to the sheet pile to the top is sufficient.
5. Drive/extract the sheet pile (with the connector attached) as you would normally.

Properties

Steel grade:	S355GP, S430GP
	ASTM A572 Gr. 50/60
	ASTM A690 MARINER™ Steel
Weight:	~9.72 lb / ft

**Bullhead****T-Verbindung,****90° Eckverbindung**

Für PZ und PZC (Ball and Socket)

Einsatzgebiet

Verbinden von drei Spundwänden

**Eigenschaften**

Stahlgüten:	S355GP, S430GP
	ASTM A572 Gr. 50/60
	ASTM A690 MARINER™ Steel
Gewicht:	~14,5 kg/m

**Bullhead****Unión en T,****unión angular de 90°**

Para PZ y PZC (Ball and Socket)

Ámbito de aplicaciones

Unión de tres tablestacas

Propiedades

Calidades de acero:	S355GP, S430GP
	ASTM A572 Gr. 50/60
	ASTM A690 MARINER™ Steel
Peso:	~14,5 kg/m

**Bullhead****Raccord en T,****raccord d'angle (90°)**

Pour PZ et PZC (Ball + Socket)

Domaines d'emploi

Raccordement de trois palplanches

Caractéristiques

Nuances d'acier:	S355GP, S430GP
	ASTM A572 Gr. 50/60
	ASTM A690 MARINER™ Steel
Poids:	~14,5 kg/m

**Bullhead****Connessione a T,****connessione per angolo a 90°**

Per PZ e PZC (maschio e femmina)

Campo di applicazione

Connessione di tre palancole

Caratteristiche

Qualità dell'acciaio:	S355GP, S430GP
	ASTM A572 Gr. 50/60
	ASTM A690 MARINER™ Steel
Peso:	~14,5 kg/m

**Тычок, поставленный на ребро****Т-образное соединение,****угловой соединительный элемент 90°**

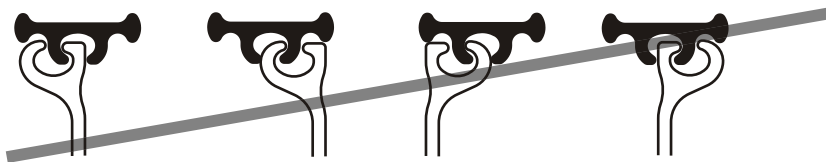
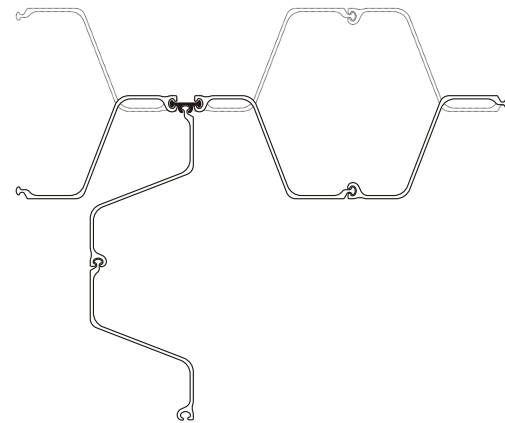
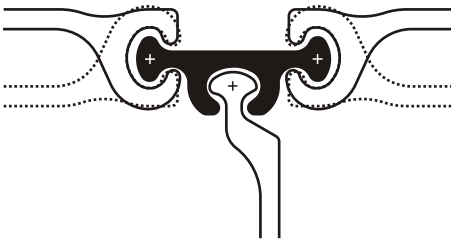
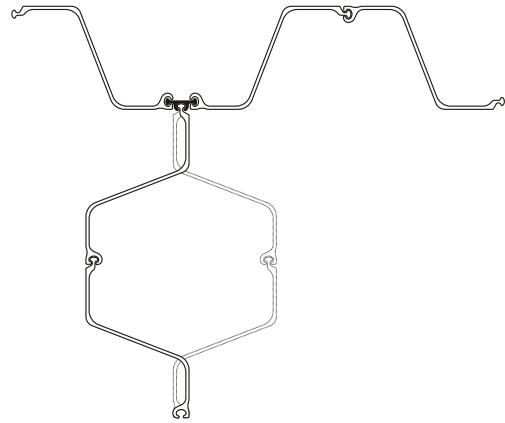
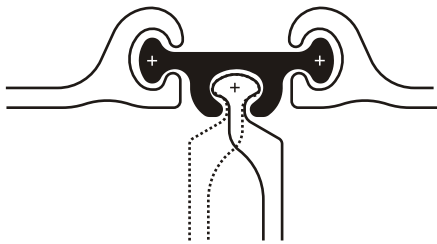
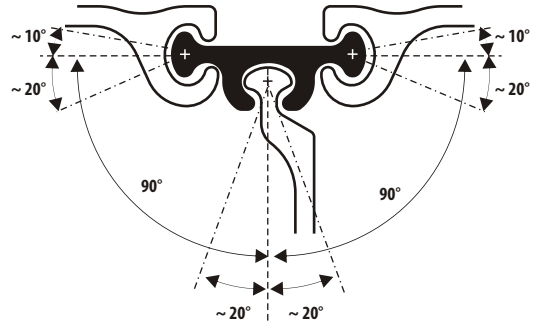
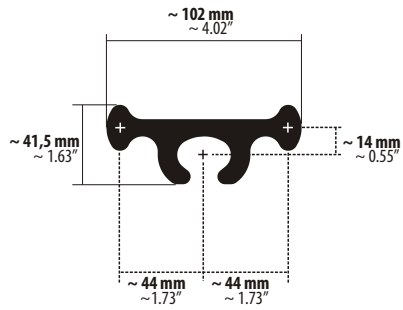
Для PZ и PZC (шар и гнездо)

Область применения

Соединение трех шпунтовых стенок

Параметры

Качество стали:	S355GP, S430GP
	ASTM A572 Gr. 50/60
	ASTM A690 MARINER™ Steel
Вес:	~14,5 кг/м





BBS-M / BBS-F one leg

for Ball & Socket (PZ / PZC)



BBS-M / BBS-F one leg

For combined walls (wide flange beams) with
PZ/PZC (ball & socket) sheet piles

Installation

1. The beams are delivered with the connectors already attached.
2. First, install the king piles (beams) as you would in any combined sheet pile wall application.
3. Grasp the sheet piling and thread between the already installed beams.
4. All welding seams are a minimum ~6mm (~0.25").
5. Both sides have a continuous minimum tip and toe welding of ~500mm (~20").
6. Both sides are tack welded in the free length between tip and toe welding with ~200mm/m (~8"/yd). The distance from seam to seam is ~800mm (~31.5") or less.
7. In salt water, the water side is continuously welded on the whole pile length. Follow the instructions above for the reverse side of the pile, if it is not in contact with salt water.

Properties

Steel grade:	S355GP, S430GP
	ASTM A572 Gr. 50/60
	ASTM A690 MARINER™ Steel
Weight BBS-M one leg:	~ 6.50 lb / ft
Weight BBS-F one leg:	~ 7.58 lb / ft



BBS-M / BBS-F one leg

Kombiwandprofile

Für PZ und PZC (Ball and Socket)

Einsatzgebiet

Erstellen von Kombiwänden mit Trägern und
PZ/PZC-Profilen

**Eigenschaften**

Stahlgüten:	S355GP, S430GP
	ASTM A572 Gr. 50/60
	ASTM A690 MARINER™ Steel
Gewicht BBS-M one leg:	~ 9,7 kg/m
Gewicht BBS-F one leg:	~ 11,3 kg/m



BBS-M / BBS-F one leg

Perfiles de pantalla combinada

Para PZ y PZC (Ball and Socket)

Ámbito de aplicaciones

Formación de pantallas combinadas con vigas y perfiles
PZ/PZC

Propiedades

Calidades de acero:	S355GP, S430GP
	ASTM A572 Gr. 50/60
	ASTM A690 MARINER™ Steel
Peso BBS-M one leg:	~ 9,7 kg/m
Peso BBS-F one leg:	~ 11,3 kg/m



BBS-M / BBS-F one leg

Raccord pour rideaux mixtes

Pour PZ et PZC (Ball + Socket)

Domaines d'emploi

Rideaux mixtes avec des poutres de soutien et des
profilés PZ/PZC

Caractéristiques

Nuances d'acier:	S355GP, S430GP
	ASTM A572 Gr. 50/60
	ASTM A690 MARINER™ Steel
Poids BBS-M one leg:	~ 9,7 kg/m
Poids BBS-F one leg:	~ 11,3 kg/m



BBS-M / BBS-F one leg

Profilato parete combinata

Per PZ e PZC (maschio e femmina)

Campo di applicazione

Realizzazione di pareti combinate con travi e profili
PZ/PZC

Caratteristiche

Qualità dell'acciaio:	S355GP, S430GP
	ASTM A572 Gr. 50/60
	ASTM A690 MARINER™ Steel
Peso BBS-M one leg:	~ 9,7 kg/m
Peso BBS-F one leg:	~ 11,3 kg/m



BBS-M / BBS-F one leg

Комбинированный стеной профильный элемент

Для PZ и PZC (шар и гнездо)

Область применения

Изготовление комбинированных стенок с опорами и
PZ/PZC образными профильными элементами

Параметры

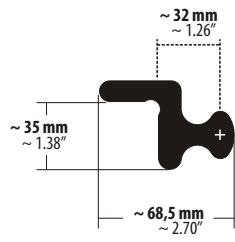
Качество стали:	S355GP, S430GP
	ASTM A572 Gr. 50/60
	ASTM A690 MARINER™ Steel
Вес BBS-M one leg:	~ 9,7 кг/м
Вес BBS-F one leg:	~ 11,3 кг/м

BBS-M / BBS-F one leg

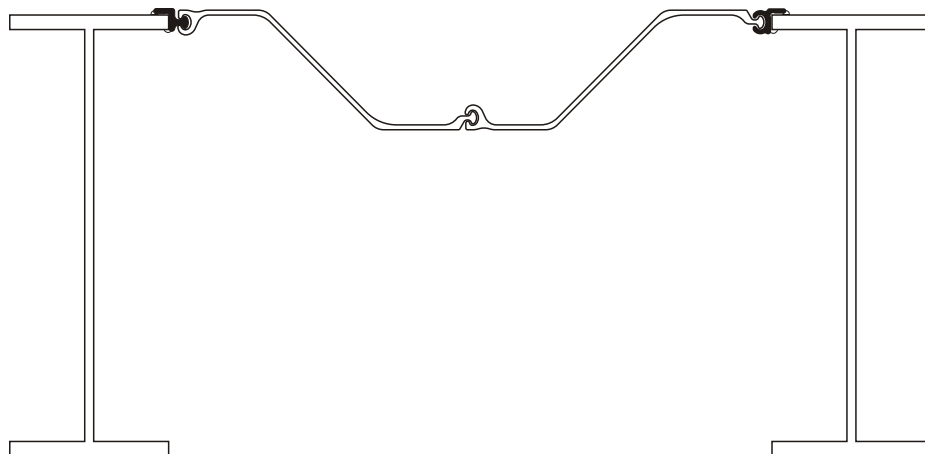
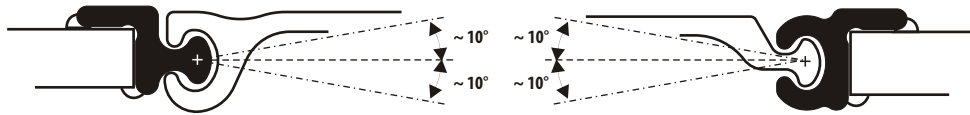
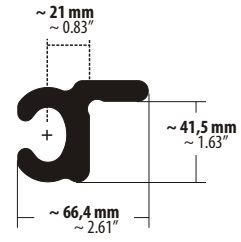
for Ball & Socket (PZ / PZC)



BBS-M one leg



BBS-F one leg





PBS-M / PBS-F

for Ball & Socket (PZ / PZC)



PBS-M / PBS-F

For combined walls (Peiner-type beams) with
PZ/PZC (ball & socket) sheet piles

Installation

1. Install the Peiner Beams first.
2. Lay the sheet piling horizontally and thread the connector into the interlock of the sheet piling, adjusting the connector to the appropriate position (please review the proper interlocking examples). This can be done at the mill, at a distributor's yard, or on the job site (go here: www.pilepro.com/thread).
3. Tack or spot-weld the connector in place. Typically, a ~250mm (~10") weld attaching the connector to the sheet pile to the top is sufficient.
4. Grasp the sheet pile (with connectors already attached) and thread between the already installed Peiner type beams.
5. Lower/drive the sheet piling to the level of the Peiner type beam.

Properties

Steel grade:	S355GP, S430GP
	ASTM A572 Gr. 50/60
	ASTM A690 MARINER™ Steel
Weight PBS-M:	~ 9 lb / ft
Weight PBS-F:	~10.66 lb / ft



PBS-M / PBS-F

Kombiwandprofile

Für PZ und PZC (Ball and Socket)

Einsatzgebiet

Erstellen von Kombiwänden mit Keulenträgern und PZ/PZC-Profilen

**Eigenschaften**

Stahlgüten:	S355GP, S430GP
	ASTM A572 Gr. 50/60
	ASTM A690 MARINER™ Steel
Gewicht PBS-M:	~13,4 kg/m
Gewicht PBS-F:	~15,9 kg/m



PBS-M / PBS-F

Perfiles de pantalla combinada

Para PZ y PZC (Ball and Socket)

Ámbito de aplicaciones

Formación de pantallas combinadas con portamazas y perfiles PZ/PZC

Propiedades

Calidades de acero:	S355GP, S430GP
	ASTM A572 Gr. 50/60
	ASTM A690 MARINER™ Steel
Peso PBS-M:	~13,4 kg/m
Peso PBS-F:	~15,9 kg/m



PBS-M / PBS-F

Raccord pour rideaux mixtes

Pour PZ et PZC (Ball + Socket)

Domaines d'emploi

Rideaux mixtes avec des poutres de soutien et des profilés PZ/PZC

Caractéristiques

Nuances d'acier:	S355GP, S430GP
	ASTM A572 Gr. 50/60
	ASTM A690 MARINER™ Steel
Poids PBS-M:	~13,4 kg/m
Poids PBS-F:	~15,9 kg/m



PBS-M / PBS-F

Profilo parete combinata

Per PZ e PZC (maschio e femmina)

Campo di applicazione

Realizzazione di pareti combinate con travi a doppia T e profili PZ/PZC

Caratteristiche

Qualità dell'acciaio:	S355GP, S430GP
	ASTM A572 Gr. 50/60
	ASTM A690 MARINER™ Steel
Peso PBS-M:	~13,4 kg/m
Peso PBS-F:	~15,9 kg/m



PBS-M / PBS-F

Комбинированный стеной профильный элемент

Для PZ и PZC (шар и гнездо)

Область применения

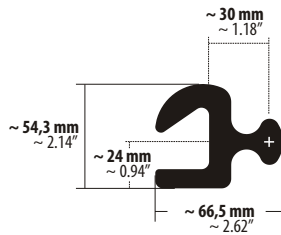
Изготовление комбинированных стенок из опор с гребнями и PZ/PZC образными профильными элементами

Параметры

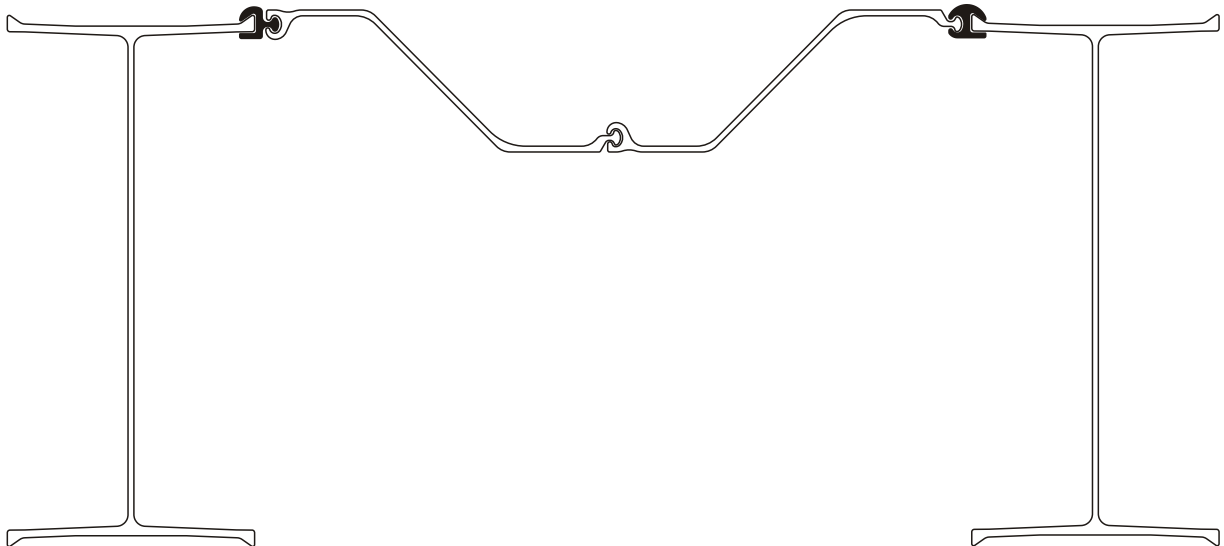
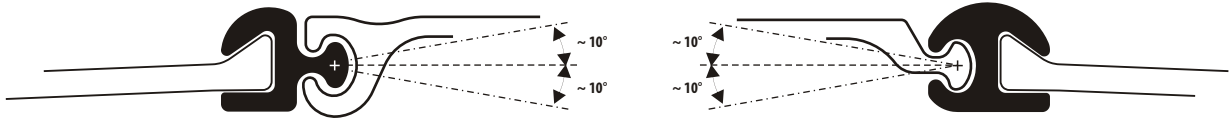
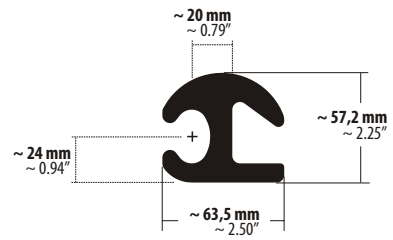
Качество стали:	S355GP, S430GP
	ASTM A572 Gr. 50/60
	ASTM A690 MARINER™ Steel
Вес PBS-M:	~13,4 кг/м
Вес PBS-F:	~15,9 кг/м



PBS-M



PBS-F



**WOM / WOF**

For combined walls (pipes) with PZ/PZC (ball & socket) sheet piles

Installation

1. The pipes are delivered with the connectors already attached.
2. First, install the king piles (pipes) as you would in any combined sheet pile wall application.
3. Grasp the sheet piling and thread between the already installed pipe piles.
4. Increase flexibility in the middle interlocks of the sheet piles, combined with the swing of the connectors, to enable easier threading of the intermediate sheet piling.
5. All welding seams are a minimum ~6mm (~0.25").
6. Both sides have a continuous minimum tip and toe welding of ~500mm (~20").
7. Both sides are tack welded in the free length between tip and toe welding with 200mm/m (8"/yd). The distance from seam to seam is ~800mm (~31.5") or less.
8. In salt water, the water side is continuously welded on the whole pile length. Follow the instructions above for the reverse side of the pile, if it is not in contact with salt water.

Properties

Steel grade:	S355GP, S430GP
	ASTM A572 Gr. 50/60
	ASTM A690 MARINER™ Steel
Weight WOM:	~4.4 lb / ft
Weight WOF:	~5.6 lb / ft
Products are available in 12mm thickness upon request. (WOM-12mm: ~4.9lb/ft, WOF-12mm: ~7.2lb/ft)	

**WOM / WOF****Raccord à souder**

Pour PZ et PZC (Ball + Socket)

Domaines d'emploi

1. Rideaux mixtes avec des tubes et des profilés PZ/PZC

Caractéristiques

Nuances d'acier:	S355GP, S430GP
	ASTM A572 Gr. 50/60
	ASTM A690 MARINER™ Steel
Poids WOM:	~ 6,6 kg/m
Poids WOF:	~ 8,3 kg/m

**WOM / WOF****Anschweißprofile**

Für PZ und PZC (Ball and Socket)

Einsatzgebiet

1. Erstellen von Kombiwänden mit Rohren und PZ/PZC-Profilen

**Eigenschaften**

Stahlgüten:	S355GP, S430GP
	ASTM A572 Gr. 50/60
	ASTM A690 MARINER™ Steel
Gewicht WOM:	~ 6,6 kg/m
Gewicht WOF:	~ 8,3 kg/m

**WOM / WOF****Profili saldati**

Per PZ e PZC (maschio e femmina)

Campo di applicazione

1. Realizzazione di pareti combinate con tubi e profili PZ/PZC

Caratteristiche

Qualità dell'acciaio:	S355GP, S430GP
	ASTM A572 Gr. 50/60
	ASTM A690 MARINER™ Steel
Peso WOM:	~ 6,6 kg/m
Peso WOF:	~ 8,3 kg/m

**WOM / WOF****Perfiles de soldadura**

Para PZ y PZC (Ball and Socket)

Ámbito de aplicaciones

1. Formación de pantallas combinadas con tubos y perfiles PZ/PZC

Propiedades

Calidades de acero:	S355GP, S430GP
	ASTM A572 Gr. 50/60
	ASTM A690 MARINER™ Steel
Peso WOM:	~ 6,6 kg/m
Peso WOF:	~ 8,3 kg/m

**WOM / WOF****Привариваемый профильный элемент**

Для PZ и PZC (шар и гнездо)

Область применения

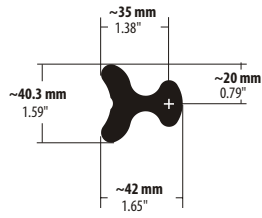
1. Изготовление комбинированных стенок с трубами и PZ/PZC образными профильными элементами

Параметры

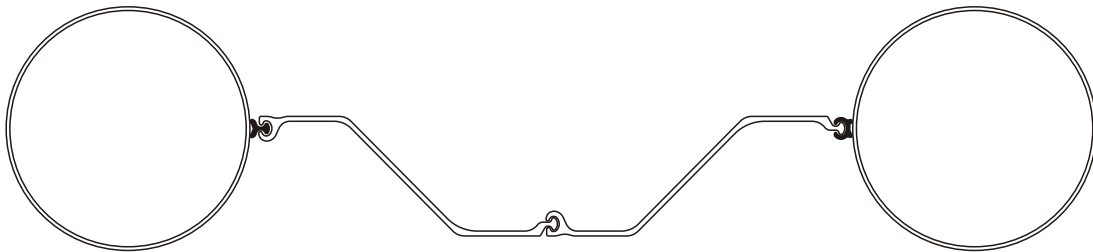
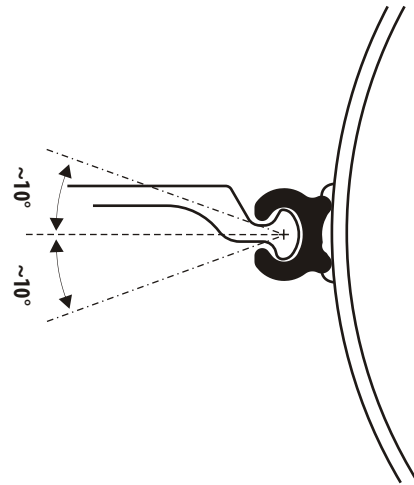
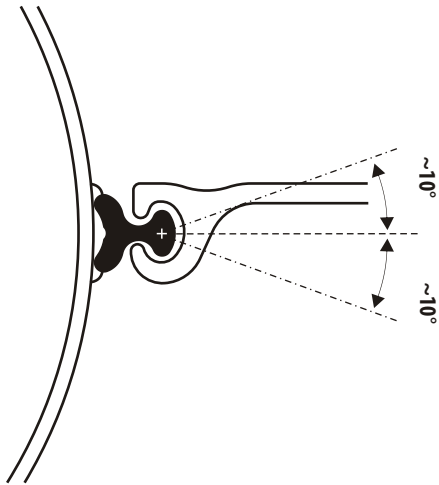
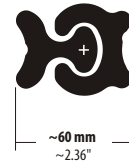
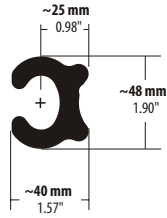
Качество стали:	S355GP, S430GP
	ASTM A572 Gr. 50/60
	ASTM A690 MARINER™ Steel
Вес WOM:	~ 6,6 кг/м
Вес WOF:	~ 8,3 кг/м



WOM



WOF





WOM-XL, WOF-XL

for Ball & Socket (PZ / PZC)



WOM-XL, WOF-XL

For combined walls (pipes) with PZ/PZC (ball & socket) sheet piles,
pipe sheet pile walls

Installation

1. The pipes are delivered with the connectors already attached.
2. First, install the king piles (pipes) as you would in any combined sheet pile wall application.
3. Grasp the sheet piling and thread between the already installed pipe piles.
4. Increase flexibility in the middle interlocks of the sheet piles, combined with the swing of the connectors, to enable easier threading of the intermediate sheet piling.
5. All welding seams are a minimum ~6mm (~0.25").
6. Both sides have a continuous minimum tip and toe welding of ~500mm (~20").
7. Both sides are tack welded in the free length between tip and toe welding with 200mm/m (8"/yd). The distance from seam to seam is ~800mm (~31.5") or less.
8. In salt water, the water side is continuously welded on the whole pile length. Follow the instructions above for the reverse side of the pile, if it is not in contact with salt water.

Properties

Steel grade:	S355GP, S430GP
	ASTM A572 Gr. 50/60
	ASTM A690 MARINER™ Steel
Weight WOM-XL:	~ 8.27 lb/ft
Weight WOF-XL:	~ 11.98 lb/ft
Thickness:	0.47 in or more



WOM-XL, WOF-XL

Raccord à souder

Pour PZ et PZC (Ball + Socket)

Domaines d'emploi

1. Fabrication de cloisons de palplanches en tubes
2. Fabrication de cloisons de palplanches diverses avec tubes + profilés PZ/PZC

Caractéristiques

Nuances d'acier:	S355GP, S430GP
	ASTM A572 Gr. 50/60
	ASTM A690 MARINER™ Steel
Poids WOM-XL:	~ 12,31 kg/m
Poids WOF-XL:	~ 17,83 kg/m
Epaisseur de paroi:	12 mm ou plus



WOM-XL, WOF-XL

Anschweißprofile

Für PZ und PZC (Ball and Socket)

Einsatzgebiet

1. Erstellen von Rohrspundwänden
2. Erstellen von gemischten Spundwänden mit Rohren + PZ/PZC-Profilen



Eigenschaften

Stahlgüten:	S355GP, S430GP
	ASTM A572 Gr. 50/60
	ASTM A690 MARINER™ Steel
Gew. WOM-XL:	~ 12,31 kg/m
Gew. WOF-XL:	~ 17,83 kg/m
Wandstärke:	12 mm oder mehr



WOM-XL, WOF-XL

Profili saldati

Per PZ e PZC (maschio e femmina)

Campo di applicazione

1. Realizzazione di palancolati con tubi
2. Realizzazione di palancolati combinati: con tubi + profili PZ/PZC

Caratteristiche

Qualità dell'acciaio:	S355GP, S430GP
	ASTM A572 Gr. 50/60
	ASTM A690 MARINER™ Steel
Peso WOM-XL:	~ 12,31 kg/m
Peso WOF-XL:	~ 17,83 kg/m
Spessore:	12 mm o più



WOM-XL, WOF-XL

Perfiles de soldadura

Para PZ y PZC (Ball and Socket)

Ámbito de aplicaciones

1. Formación de tablestacas de tubo
2. Formación de tablestacas combinadas con tubos + perfiles PZ/PZC

Propiedades

Calidades de acero:	S355GP, S430GP
	ASTM A572 Gr. 50/60
	ASTM A690 MARINER™ Steel
Peso WOM-XL:	~ 12,31 kg/m
Peso WOF-XL:	~ 17,83 kg/m
Espesor de pantalla:	12 mm o más



WOM-XL, WOF-XL

Привариваемые профильные элементы

Для PZ и PZC (шар и гнездо)

Область применения

1. Изготовление трубчатых шпунтовых стенок
2. Изготовление смешанных шпунтовых стенок с трубами + профильными элементами PZ/PZC

Параметры

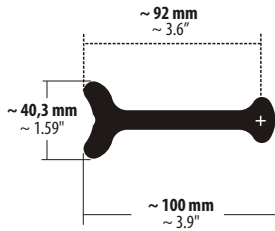
Качество стали:	S355GP, S430GP
	ASTM A572 Gr. 50/60
	ASTM A690 MARINER™ Steel
Вес WOM-XL:	~ 12,31 кг/м
Вес WOF-XL:	~ 17,83 кг/м
Толщина стенки:	12 мм Или больше

WOM-XL, WOF-XL

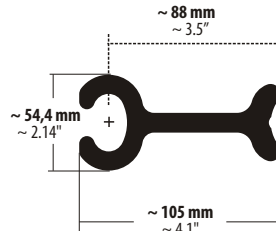
for Ball & Socket (PZ / PZC)



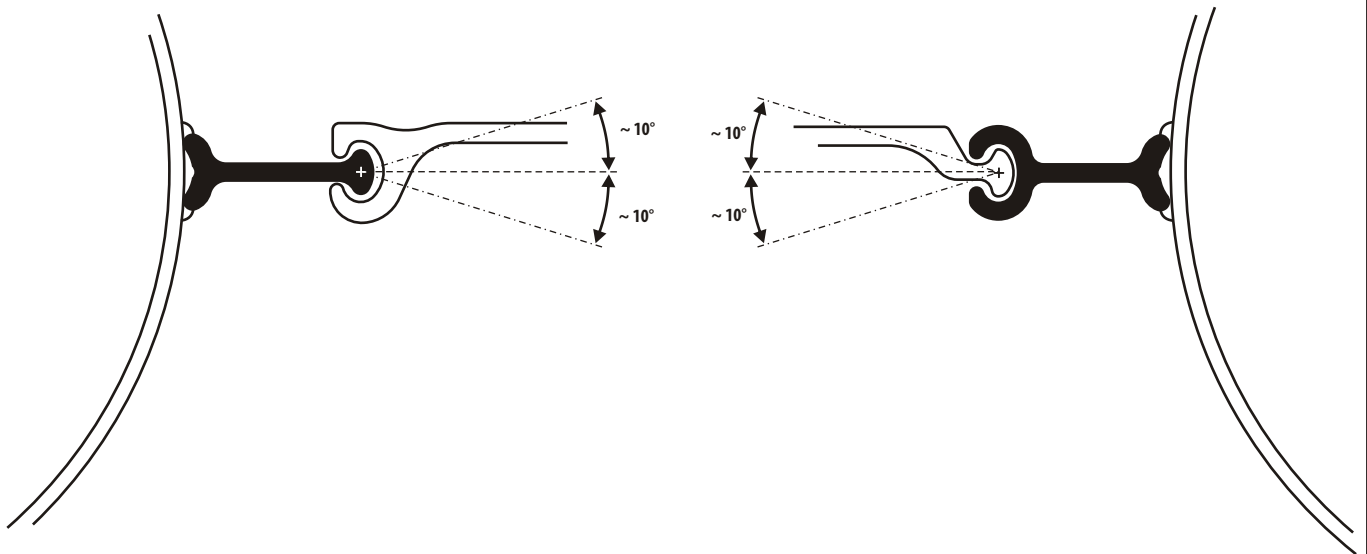
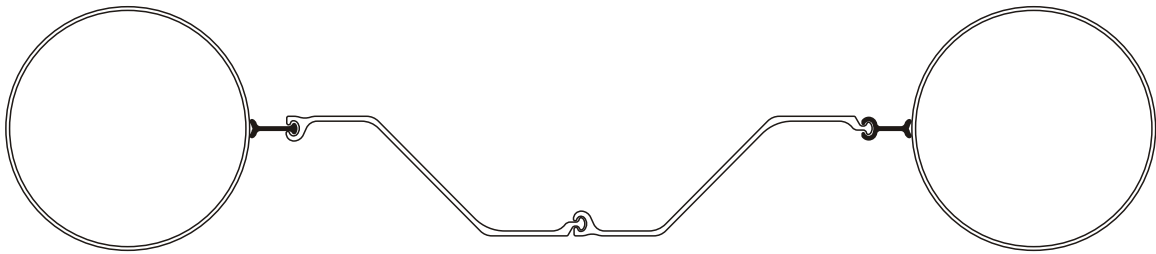
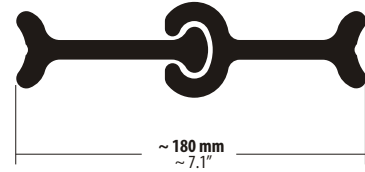
WOM-XL



WOF-XL



WOM-XL + WOF-XL



**LBM, LBF****For PZ/PZC (ball and socket) to Larssen transitions****Installation**

1. Please review the proper interlocking examples that are listed.
2. Thread the connector into the interlock while the sheet pile is out of the ground.
3. Adjust the connector to the appropriate position.
4. Tack or spot-weld the connector in place. Typically, a ~250mm (~10") weld attaching the connector to the sheet pile to the top is sufficient.
5. Drive/extract the sheet pile (with the connector attached) as you would normally.

Properties

Steel grade:	S355GP, S430GP
	ASTM A572 Gr. 50/60
	ASTM A690 MARINER™ Steel
Weight LBM:	~7.71 lb / ft
Weight LBF:	~8.78 lb / ft

**LBM, LBF****Übergangsprofile**

Für PZ und PZC (Ball and Socket)

Einsatzgebiet

1. Übergangsprofile von U- oder Larssen-Z-Bohlen zu PZC-Bohlen (Ball + Socket)
2. Übergangsprofile von PZC-Bohlen (Ball + Socket) zu U- oder Larssen-Z-Bohlen

**Eigenschaften**

Stahlgüten:	S355GP, S430GP
	ASTM A572 Gr. 50/60
	ASTM A690 MARINER™ Steel
Gewicht LBM:	~11,5 kg/m
Gewicht LBF:	~13,1 kg/m

**LBM, LBF****Perfiles de transición**

Para PZ y PZC (Ball and Socket)

Ámbito de aplicaciones

1. Perfiles de transición de pilotes en U o Z Larssen a pilotes PZC (Ball + Socket)
2. Perfiles de transición de pilotes PZC (Ball + Socket) a pilotes en U o Z Larssen

Propiedades

Calidades de acero:	S355GP, S430GP
	ASTM A572 Gr. 50/60
	ASTM A690 MARINER™ Steel
Peso LBM:	~11,5 kg/m
Peso LBF:	~13,1 kg/m

**LBM, LBF****Raccord de transition**

Pour PZ et PZC (Ball + Socket)

Domaines d'emploi

Pour raccorder des palplanches en U ou Z Larssen aux palplanches PZC (Ball + Socket)

Caractéristiques

Nuances d'acier:	S355GP, S430GP
	ASTM A572 Gr. 50/60
	ASTM A690 MARINER™ Steel
Poids LBM:	~11,5 kg/m
Poids LBF:	~13,1 kg/m

**LBM, LBF****Profili di raccordo**

Per PZ e PZC (maschio e femmina)

Campo di applicazione

1. Profili di raccordo da palancole a U o palancole a Z Larssen a palancole PZC (Ball and Socket)
2. Profili di raccordo da palancole PZC (Ball and Socket) a palancole a U o palancole a Z Larssen

Caratteristiche

Qualità dell'acciaio:	S355GP, S430GP
	ASTM A572 Gr. 50/60
	ASTM A690 MARINER™ Steel
Peso LBM:	~11,5 kg/m
Peso LBF:	~13,1 kg/m

**LBM, LBF****Переходные профильные элементы**

Для PZ и PZC (шар и гнездо)

Область применения

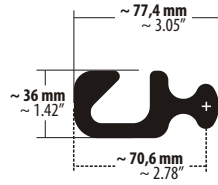
1. Переходные профильные элементы с U или Z свай Larssen к PZC сваям (шар + гнездо)
2. Переходные профильные элементы с PZC-свай (шар + гнездо) к U или Z сваям Larssen

Параметры

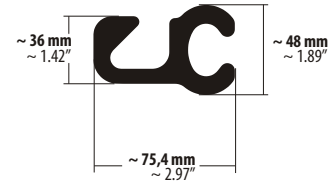
Качество стали:	S355GP, S430GP
	ASTM A572 Gr. 50/60
	ASTM A690 MARINER™ Steel
Вес LBM:	~11,5 кг/м
Вес LBF:	~13,1 кг/м



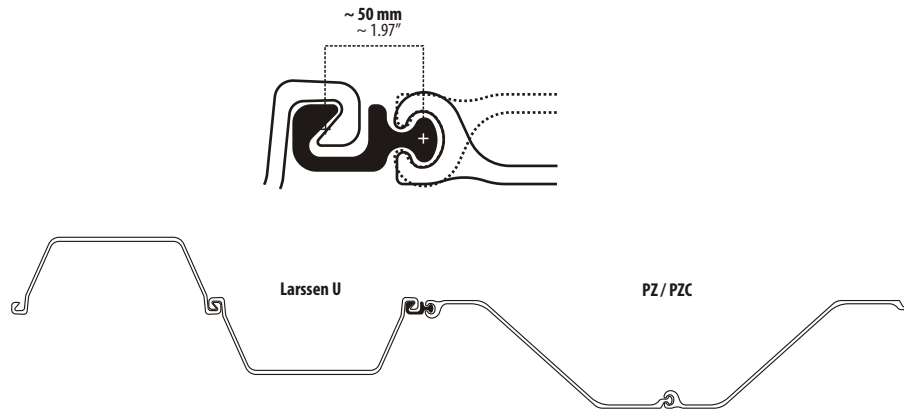
LBM



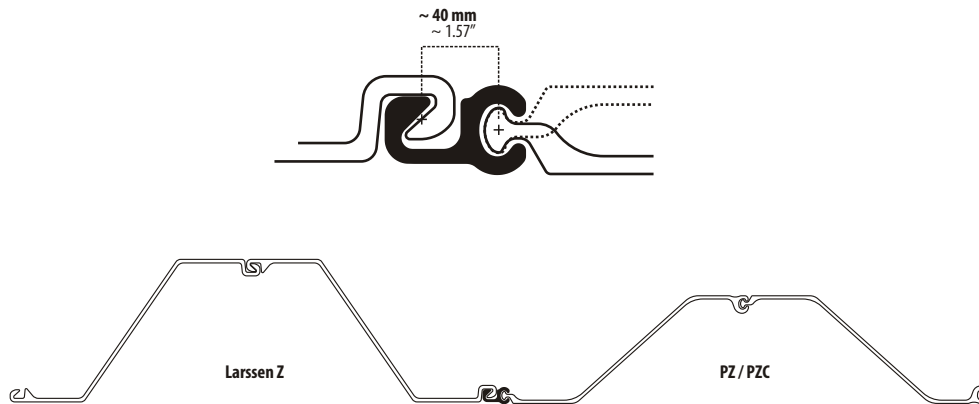
LBF



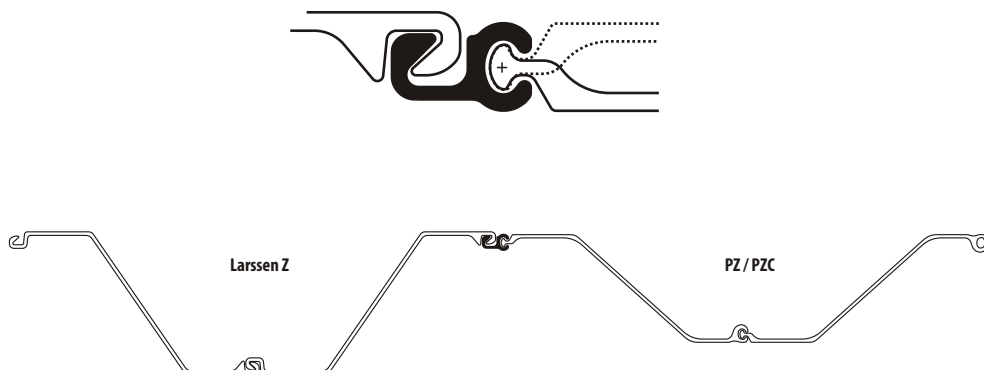
LBM



LBF



LBF







Overview

For Flat Sheets
(Gerdau PS, Union,
YSP Nippon)

Übersicht

Für Flachprofile
(Gerdau PS, Union,
YSP Nippon)

Listado

Para perfiles planos
(Gerdau PS, Union,
YSP Nippon)

Aperçu

Pour profilés plats
(Gerdau PS, Union,
YSP Nippon)

Indice

Per profili piatti
(Gerdau PS, Union,
YSP Nippon)

Содержание

Для плоских
профильных элементов
(GerdauPS, Union, YSP
Nippon)

Corners and Junction Piles

SWC 30 A 	For 30° Y-corners in circular cells	30° Abzweigprofil	Perfil bifurcado de 30°	Raccord en Y 30°	Profilo per diramazione a 30°	Отводной профильный элемент 30°	61
SWC 30 B 	For 30° Y-corners in circular cells	30° Abzweigprofil	Perfil bifurcado de 30°	Raccord en Y 30°	Profilo per diramazione a 30°	Отводной профильный элемент 30°	63
SWC 60 A 	For 60° Y-corners in circular cells	60° Abzweigprofil	Perfil bifurcado de 60°	Raccord en Y 60°	Profilo per diramazione a 60°	Отводной профильный элемент 60°	65
SWC 60 B 	For 60° Y-corners in circular cells	60° Abzweigprofil	Perfil bifurcado de 60°	Raccord en Y 60°	Profilo per diramazione a 60°	Отводной профильный элемент 60°	67
SWC 90 A 	For 90° T-corners in circular cells	T-Verbindung, 90° Abzweigprofil	Unión en T, perfil bifurcado de 90°	Raccord en T (raccord en Y 90°)	Collegamento a T, Profilo per diramazione a 90°	T-образное соединение, ответвительный профильный элемент 90°	69
SWC 90 B 	For 90° T-corners in circular cells	T-Verbindung, 90° Abzweigprofil	Unión en T, perfil bifurcado de 90°	Raccord en T (raccord en Y 90°)	Connessione a T, Profilo per diramazione a 90°	T-образное соединение, ответвительный профильный элемент 90°	71
SWC 120 	For 120° Y-corners in circular cells	120° Abzweigprofil	Perfil bifurcado de 120°	Raccord en Y 120°	Profilo per diramazione a 120°	ответвительный профильный элемент 120°	73
SWC 	For weld-on connections	Anschweißprofil	Perfil de soldadura	Raccord à souder	Profilo da saldare	Привариваемый профильный элемент	75



SWC 30 A

For 30° Y-corners in circular cells with flat sheet piles

Installation

1. Please review the proper interlocking examples that are listed.
2. Thread the connector into the interlock while the sheet pile is out of the ground.
3. Adjust the connector to the appropriate position.
4. Tack or spot-weld the connector in place. Typically, a ~250mm (~10") weld attaching the connector to the sheet pile to the top is sufficient.
5. Drive/extract the sheet pile (with the connector attached) as you would normally.

Properties

Steel grade:	S355GP, S430GP
	ASTM A572 Gr. 50/60
	ASTM A690 MARINER™ Steel
Weight:	~ 37.89 lb / ft



SWC 30 A

30° Abzweigprofil für Kreiszellen

Für Flachprofile (Gerdau PS, Union, YSP Nippon)

Einsatzgebiet

Erstellen von 30°-Abzweigungen



Eigenschaften

Stahlgüten:	S355GP, S430GP
	ASTM A572 Gr. 50/60
	ASTM A690 MARINER™ Steel
Gewicht:	~ 56,5 kg/m



SWC 30 A

Perfil bifurcado de 30° para celdas circulares

Para perfiles planos (Gerdau PS, Union, YSP Nippon)

Ámbito de aplicaciones

Formación de bifurcaciones de 30°

Propiedades

Calidades de acero:	S355GP, S430GP
	ASTM A572 Gr. 50/60
	ASTM A690 MARINER™ Steel
Peso:	~ 56,5 kg/m



SWC 30 A

Raccord en Y 30°

Pour profilés plats (Gerdau PS, Union, YSP Nippon)

Domaines d'emploi

Raccordement de trois palplanches permettant un angle de 30° entre deux des profilés

Caractéristiques

Nuances d'acier:	S355GP, S430GP
	ASTM A572 Gr. 50/60
	ASTM A690 MARINER™ Steel
Poids:	~ 56,5 kg/m



SWC 30 A

Profilo per diramazione a 30° per celle circolari

Per profili piatti (Gerdau PS, Union, YSP Nippon)

Campo di applicazione

Realizzazione di diramazioni a 30°

Caratteristiche

Qualità dell'acciaio:	S355GP, S430GP
	ASTM A572 Gr. 50/60
	ASTM A690 MARINER™ Steel
Peso:	~ 56,5 kg/m



SWC 30 A

30° ответвительный профильный элемент для круглых ячеек

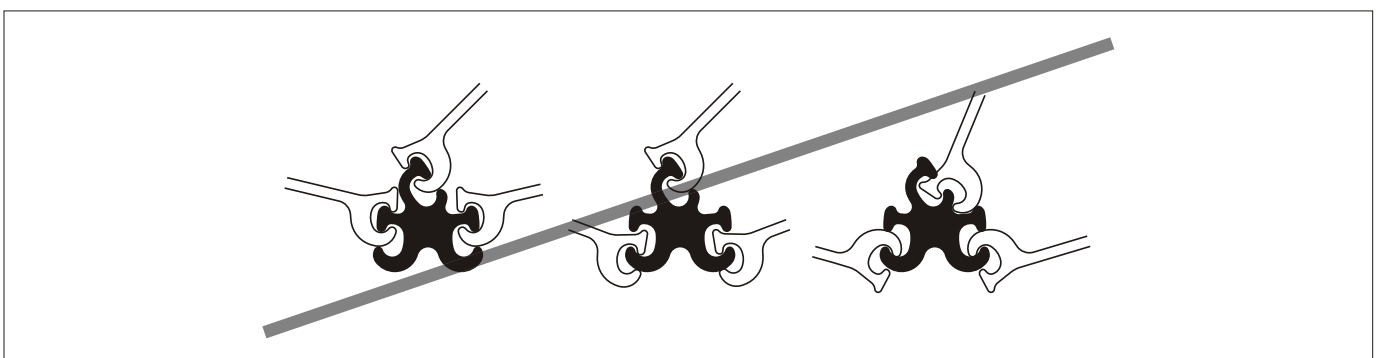
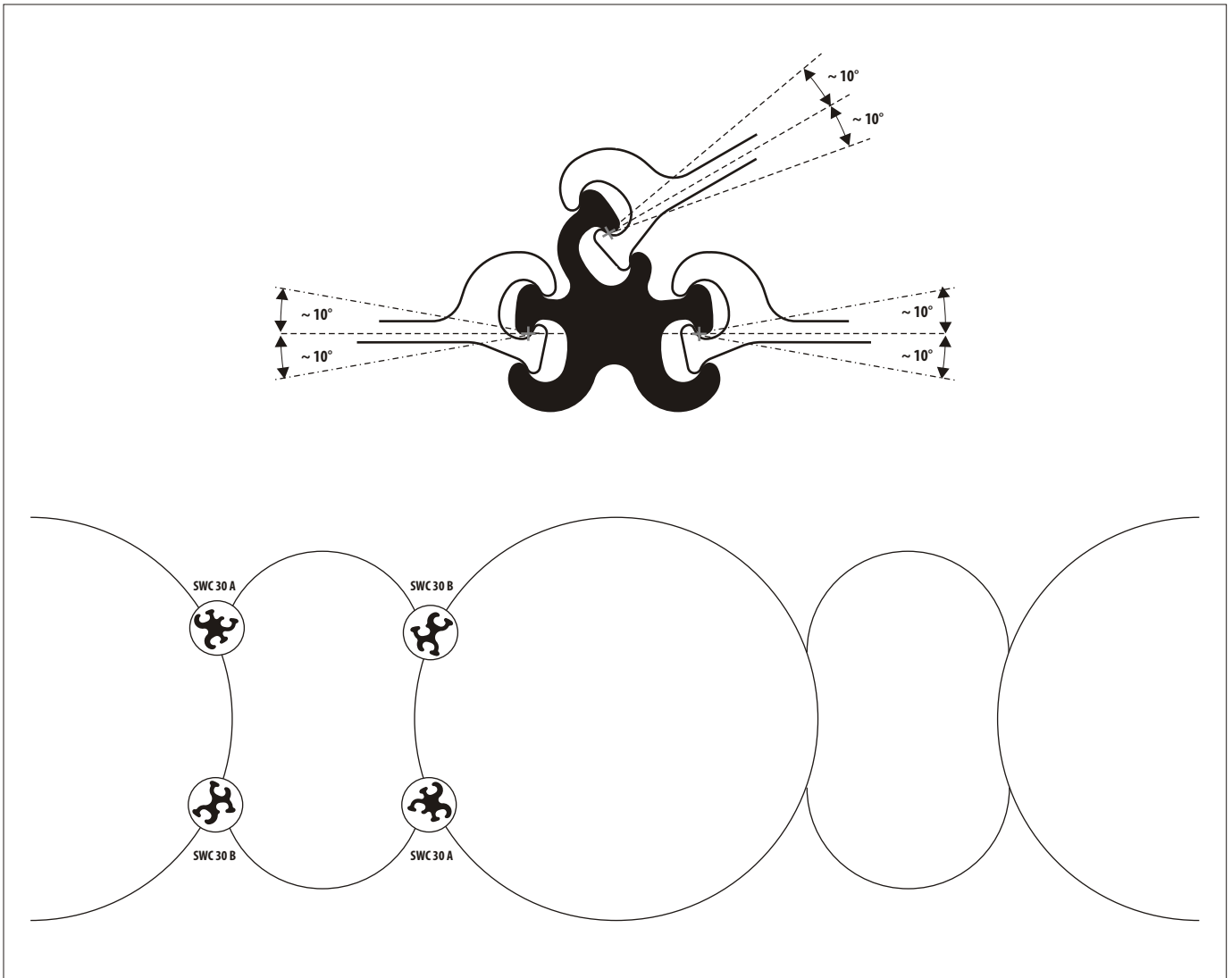
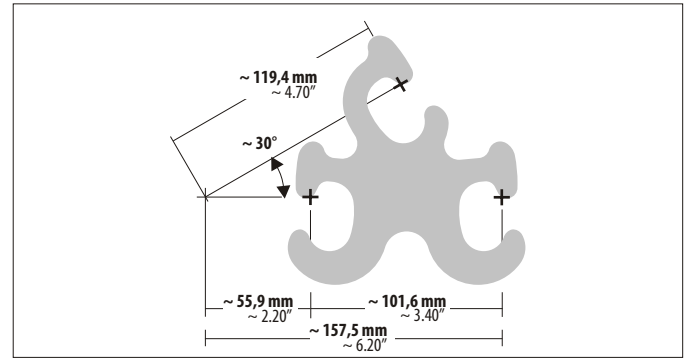
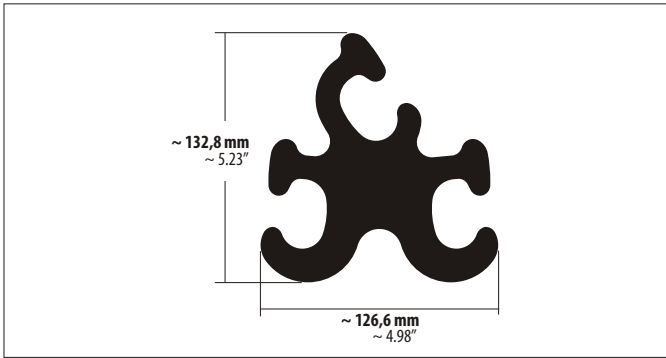
Для плоских профильных элементов (Gerdau PS, Union, YSP Nippon)

Область применения

Изготовление 30°-ответвлений

Параметры

Качество стали:	S355GP, S430GP
	ASTM A572 Gr. 50/60
	ASTM A690 MARINER™ Steel
Вес:	~ 56,5 кг/м





SWC 30 B

For 30° Y-corners in circular cells with flat sheet piles

Installation

1. Please review the proper interlocking examples that are listed.
2. Thread the connector into the interlock while the sheet pile is out of the ground.
3. Adjust the connector to the appropriate position.
4. Tack or spot-weld the connector in place. Typically, a ~250mm (~10") weld attaching the connector to the sheet pile to the top is sufficient.
5. Drive/extract the sheet pile (with the connector attached) as you would normally.

Properties

Steel grade:	S355GP, S430GP
	ASTM A572 Gr. 50/60
	ASTM A690 MARINER™ Steel
Weight:	~ 28.83 lb / ft



SWC 30 B

30° Abzweigprofil für Kreiszellen

Für Flachprofile (Gerdau PS, Union, YSP Nippon)

Einsatzgebiet

Erstellen von 30°-Abzweigungen



Eigenschaften

Stahlgüten:	S355GP, S430GP
	ASTM A572 Gr. 50/60
	ASTM A690 MARINER™ Steel
Gewicht:	~ 43,0 kg/m



SWC 30 B

Perfil bifurcado de 30° para celdas circulares

Para perfiles planos (Gerdau PS, Union, YSP Nippon)

Ámbito de aplicaciones

Formación de bifurcaciones de 30°

Propiedades

Calidades de acero:	S355GP, S430GP
	ASTM A572 Gr. 50/60
	ASTM A690 MARINER™ Steel
Peso:	~ 43,0 kg/m



SWC 30 B

Raccord en Y 30°

Pour profilés plats (Gerdau PS, Union, YSP Nippon)

Domaines d'emploi

Raccordement de trois palplanches permettant un angle de 30° entre deux des profilés

Caractéristiques

Nuances d'acier:	S355GP, S430GP
	ASTM A572 Gr. 50/60
	ASTM A690 MARINER™ Steel
Poids:	~ 43,0 kg/m



SWC 30 B

Profilo per diramazione a 30° per celle circolari

Per profili piatti (Gerdau PS, Union, YSP Nippon)

Campo di applicazione

Realizzazione di diramazioni a 30°

Caratteristiche

Qualità dell'acciaio:	S355GP, S430GP
	ASTM A572 Gr. 50/60
	ASTM A690 MARINER™ Steel
Peso:	~ 43,0 kg/m



SWC 30 B

30° ответвительный профильный элемент для круглых ячеек

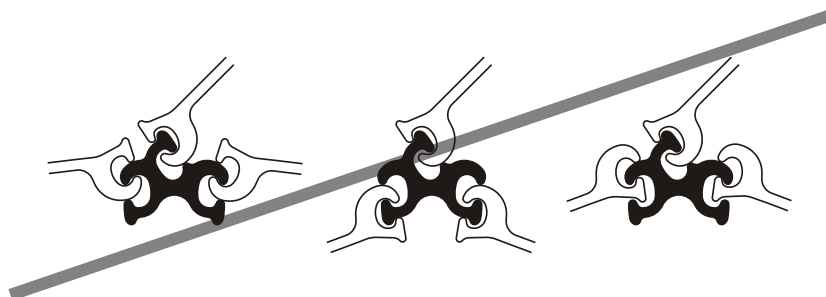
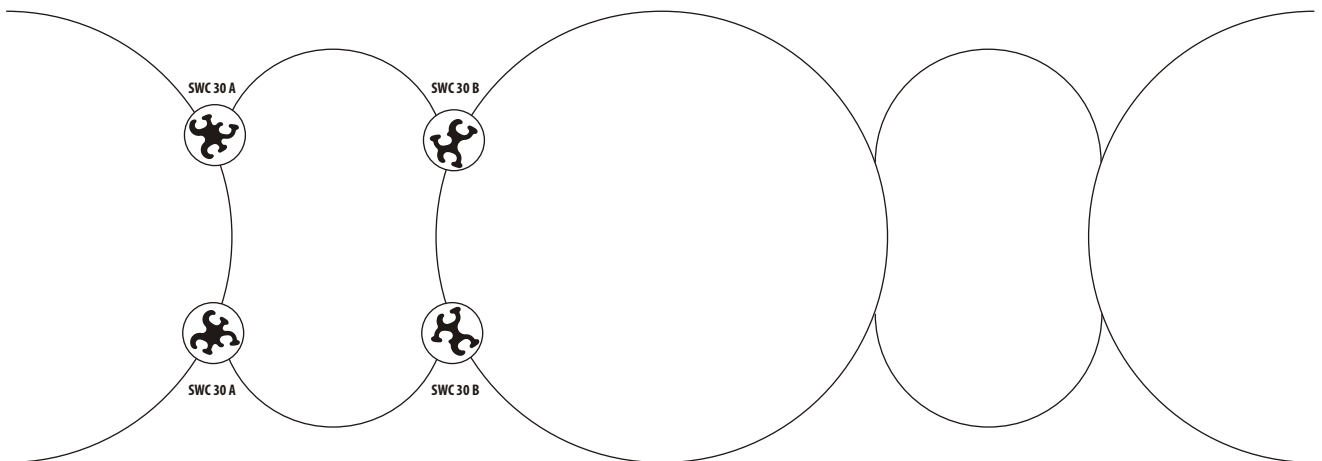

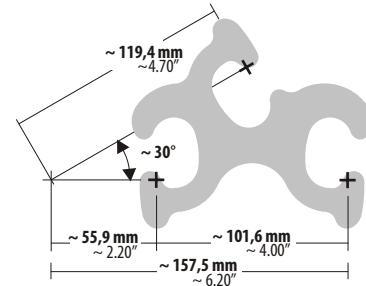
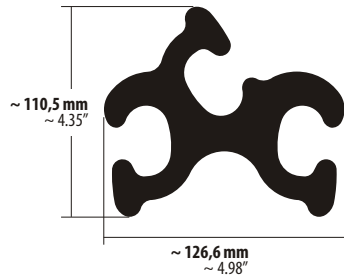
Для плоских профильных элементов (Gerdau PS, Union, YSP Nippon)

Область применения

Изготовление 30°-ответвлений

Параметры

Качество стали:	S355GP, S430GP
	ASTM A572 Gr. 50/60
	ASTM A690 MARINER™ Steel
Вес:	~ 43,0 кг/м



**SWC 60 A****For 60° Y-corners in circular cells** with flat sheet piles**Installation**

1. Please review the proper interlocking examples that are listed.
2. Thread the connector into the interlock while the sheet pile is out of the ground.
3. Adjust the connector to the appropriate position.
4. Tack or spot-weld the connector in place. Typically, a ~250mm (~10") weld attaching the connector to the sheet pile to the top is sufficient.
5. Drive/extract the sheet pile (with the connector attached) as you would normally.

Properties

Steel grade:	S355GP, S430GP
	ASTM A572 Gr. 50/60
	ASTM A690 MARINER™ Steel
Weight:	~ 41.11 lb / ft

**SWC 60 A****60° Abzweigprofil für Kreiszellen**

Für Flachprofile (Gerdau PS, Union, YSP Nippon)

Einsatzgebiet

Erstellen von 60°-Abzweigungen

**Eigenschaften**

Stahlgüten:	S355GP, S430GP
	ASTM A572 Gr. 50/60
	ASTM A690 MARINER™ Steel
Gewicht:	~ 61,3 kg/m

**SWC 60 A****Perfil bifurcado de 60° para celdas circulares**

Para perfiles planos (Gerdau PS, Union, YSP Nippon)

Ámbito de aplicaciones

Formación de bifurcaciones de 60°

Propiedades

Calidades de acero:	S355GP, S430GP
	ASTM A572 Gr. 50/60
	ASTM A690 MARINER™ Steel
Peso:	~ 61,3 kg/m

**SWC 60 A****Raccord en Y 60°**

Pour profilés plats (Gerdau PS, Union, YSP Nippon)

Domaines d'emploi

Raccordement de trois palplanches permettant un angle de 60° entre deux des profilés

Caractéristiques

Nuances d'acier:	S355GP, S430GP
	ASTM A572 Gr. 50/60
	ASTM A690 MARINER™ Steel
Poids:	~ 61,3 kg/m

**SWC 60 A****Profilo per diramazione a 60° per celle circolari**

Per profili piatti (Gerdau PS, Union, YSP Nippon)

Campo di applicazione

Realizzazione di diramazioni a 60°

Caratteristiche

Qualità dell'acciaio:	S355GP, S430GP
	ASTM A572 Gr. 50/60
	ASTM A690 MARINER™ Steel
Peso:	~ 61,3 kg/m

**SWC 60 A****60° ответвительный профильный элемент для круглых ячеек**

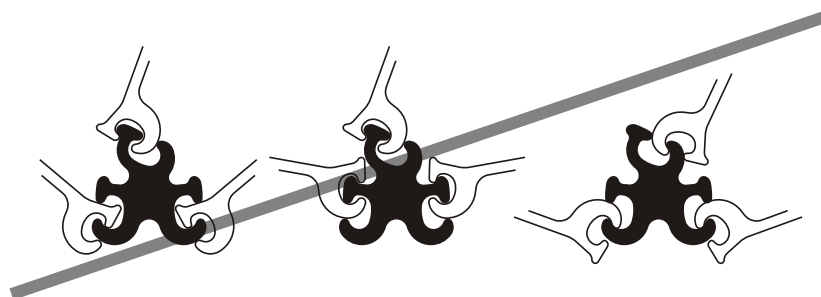
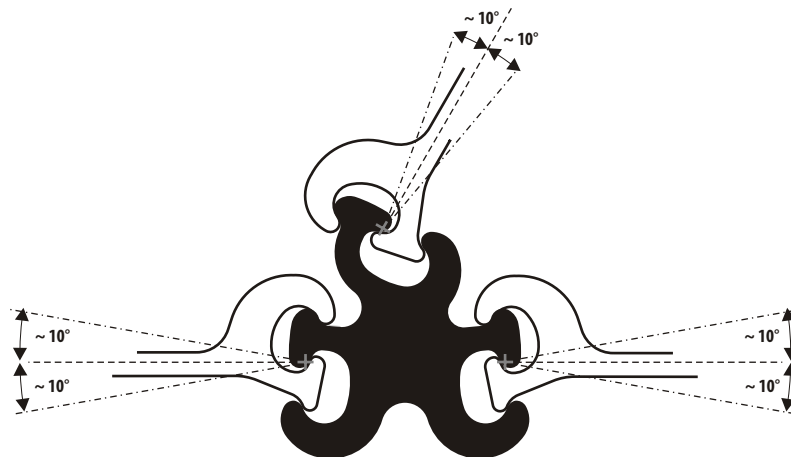
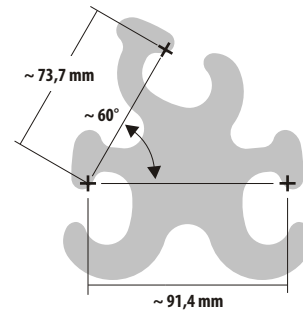
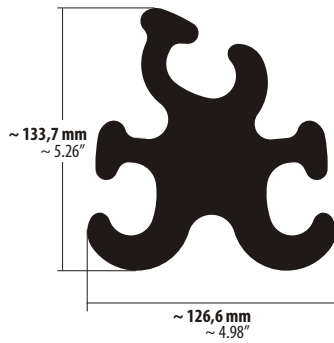
Для плоских профильных элементов (Gerdau PS, Union, YSP Nippon)

Область применения

Изготовление 60°-ответвлений

Параметры

Качество стали:	S355GP, S430GP
	ASTM A572 Gr. 50/60
	ASTM A690 MARINER™ Steel
Вес:	~ 61,3 кг/м



**SWC 60 B**

For 60° Y-corners in circular cells with flat sheet piles

Installation

1. Please review the proper interlocking examples that are listed.
2. Thread the connector into the interlock while the sheet pile is out of the ground.
3. Adjust the connector to the appropriate position.
4. Tack or spot-weld the connector in place. Typically, a ~250mm (~10") weld attaching the connector to the sheet pile to the top is sufficient.
5. Drive/extract the sheet pile (with the connector attached) as you would normally.

Properties

Steel grade:	S355GP, S430GP
	ASTM A572 Gr. 50/60
	ASTM A690 MARINER™ Steel
Weight:	~ 33.46 lb / ft

**SWC 60 B**

60° Abzweigprofil für Kreiszellen

Für Flachprofile (Gerdau PS, Union, YSP Nippon)

Einsatzgebiet

Erstellen von 60°-Abzweigungen

**Eigenschaften**

Stahlgüten:	S355GP, S430GP
	ASTM A572 Gr. 50/60
	ASTM A690 MARINER™ Steel
Gewicht:	~ 49,9 kg/m

**SWC 60 B**

Perfil bifurcado de 60° para celdas circulares

Para perfiles planos (Gerdau PS, Union, YSP Nippon)

Ámbito de aplicaciones

Formación de bifurcaciones de 60°

Propiedades

Calidades de acero:	S355GP, S430GP
	ASTM A572 Gr. 50/60
	ASTM A690 MARINER™ Steel
Peso:	~ 49,9 kg/m

**SWC 60 B**

Raccord en Y 60°

Pour profilés plats (Gerdau PS, Union, YSP Nippon)

Domaines d'emploi

Raccordement de trois palplanches permettant un angle de 60° entre deux des profilés

Caractéristiques

Nuances d'acier:	S355GP, S430GP
	ASTM A572 Gr. 50/60
	ASTM A690 MARINER™ Steel
Poids:	~ 49,9 kg/m

**SWC 60 B**

Profilo per diramazione a 60° per celle circolari

Per profili piatti (Gerdau PS, Union, YSP Nippon)

Campo di applicazione

Realizzazione di diramazioni a 60°

Caratteristiche

Qualità dell'acciaio:	S355GP, S430GP
	ASTM A572 Gr. 50/60
	ASTM A690 MARINER™ Steel
Peso:	~ 49,9 kg/m

**SWC 60 B**

60° ответвительный профильный элемент для круглых ячеек

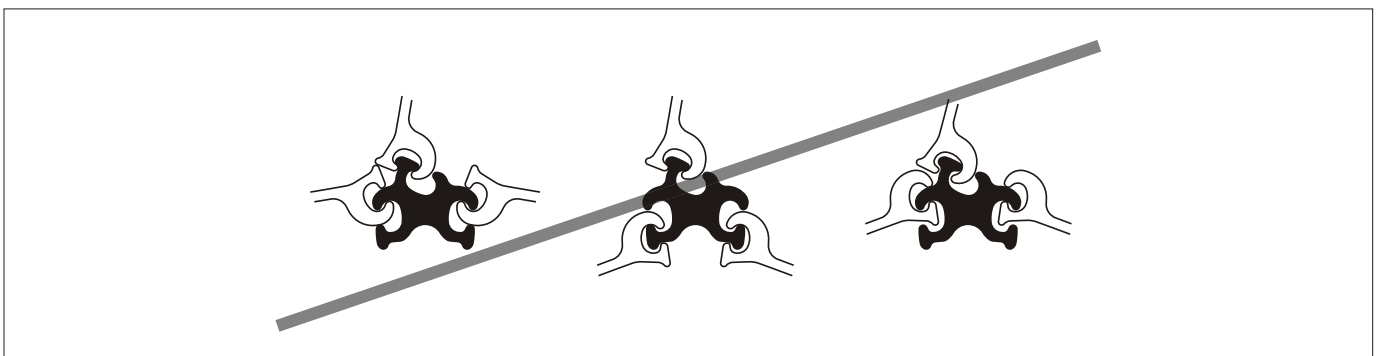
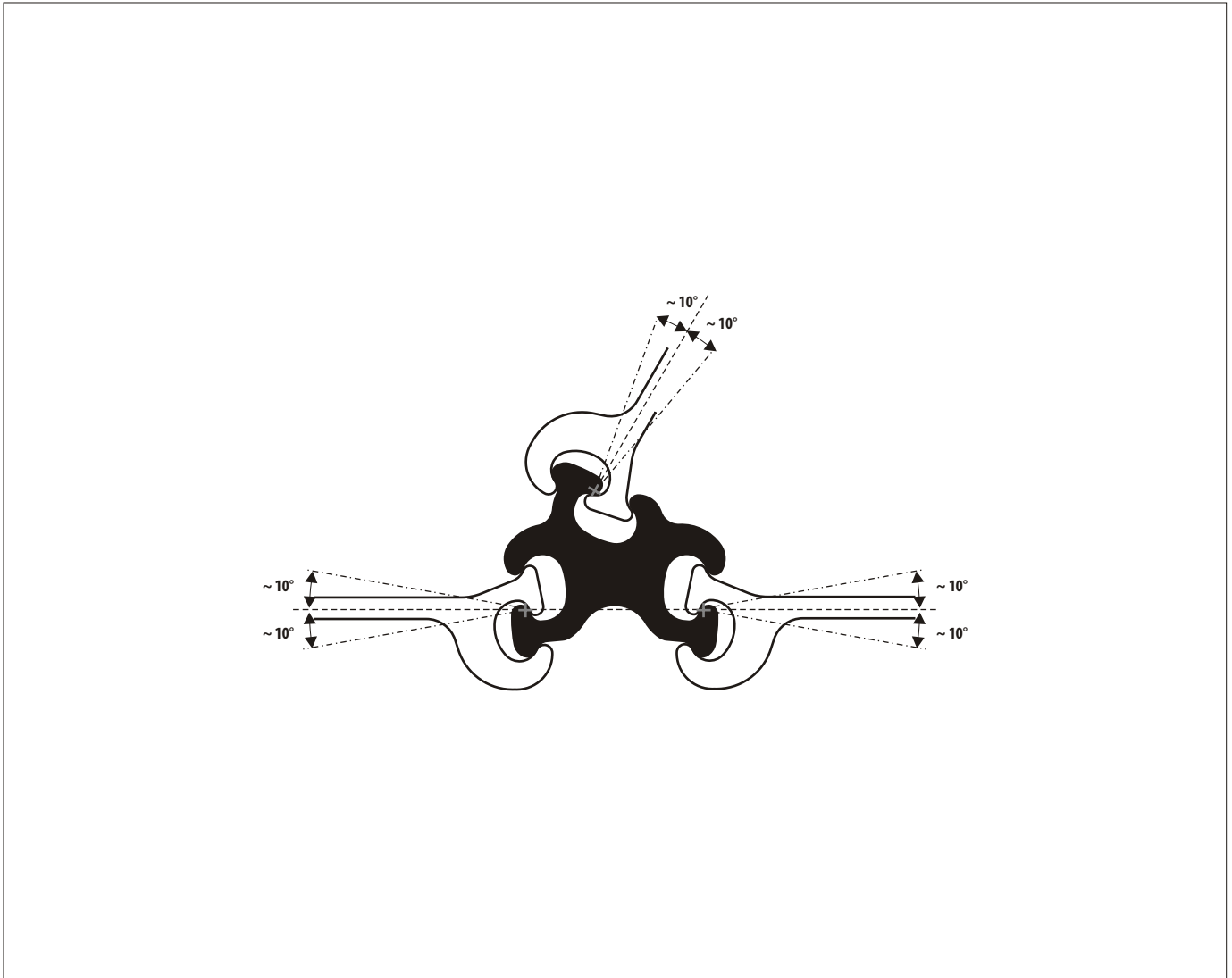
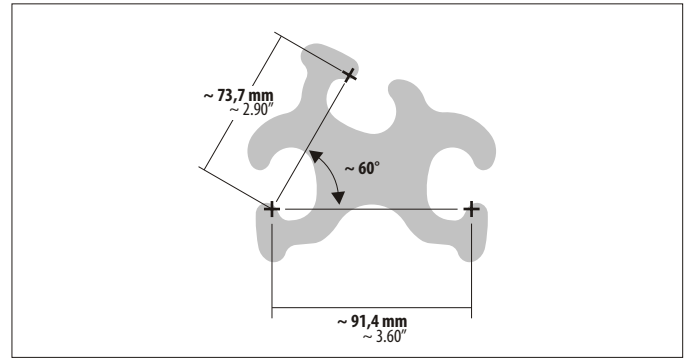
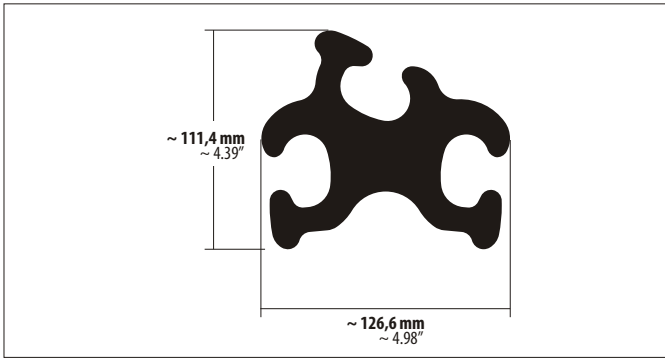
Для плоских профильных элементов (Gerdau PS, Union, YSP Nippon)

Область применения

Изготовление 60°-ответвлений

Параметры

Качество стали:	S355GP, S430GP
	ASTM A572 Gr. 50/60
	ASTM A690 MARINER™ Steel
Вес:	~ 49,9 кг/м





SWC 90 A

For 90° T-corners in circular cells with flat sheet piles

Installation

1. Please review the proper interlocking examples that are listed.
2. Thread the connector into the interlock while the sheet pile is out of the ground.
3. Adjust the connector to the appropriate position.
4. Tack or spot-weld the connector in place. Typically, a ~250mm (~10") weld attaching the connector to the sheet pile to the top is sufficient.
5. Drive/extract the sheet pile (with the connector attached) as you would normally.

Properties

Steel grade:	S355GP, S430GP
	ASTM A572 Gr. 50/60
	ASTM A690 MARINER™ Steel
Weight:	~ 35.82 lb / ft



SWC 90 A

T-Verbindung

90° Abzweigprofil

Für Flachprofile (Gerdau PS, Union, YSP Nippon)

Einsatzgebiet

Erstellen von 90°-Abzweigungen



Eigenschaften

Stahlgüten:	S355GP, S430GP
	ASTM A572 Gr. 50/60
	ASTM A690 MARINER™ Steel
Gewicht:	~ 53,3 kg/m



SWC 90 A

Unión en T

Perfil bifurcado de 90°

Para perfiles planos (Gerdau PS, Union, YSP Nippon)

Ámbito de aplicaciones

Formación de bifurcaciones de 90°

Propiedades

Calidades de acero:	S355GP, S430GP
	ASTM A572 Gr. 50/60
	ASTM A690 MARINER™ Steel
Peso:	~ 53,3 kg/m



SWC 90 A

Raccord en T 90°

Pour profilés plats (Gerdau PS, Union, YSP Nippon)

Domaines d'emploi

Raccordement de trois palplanches permettant un angle de 90° entre deux des profilés

Caractéristiques

Nuances d'acier:	S355GP, S430GP
	ASTM A572 Gr. 50/60
	ASTM A690 MARINER™ Steel
Poids:	~ 53,3 kg/m



SWC 90 A

Connessione a T

Profilo per diramazione a 90°

Per profili piatti (Gerdau PS, Union, YSP Nippon)

Campo di applicazione

Realizzazione di diramazioni a 90°

Caratteristiche

Qualità dell'acciaio:	S355GP, S430GP
	ASTM A572 Gr. 50/60
	ASTM A690 MARINER™ Steel
Peso:	~ 53,3 kg/m



SWC 90 A

Т-образное соединение

90° ответвительный профильный элемент

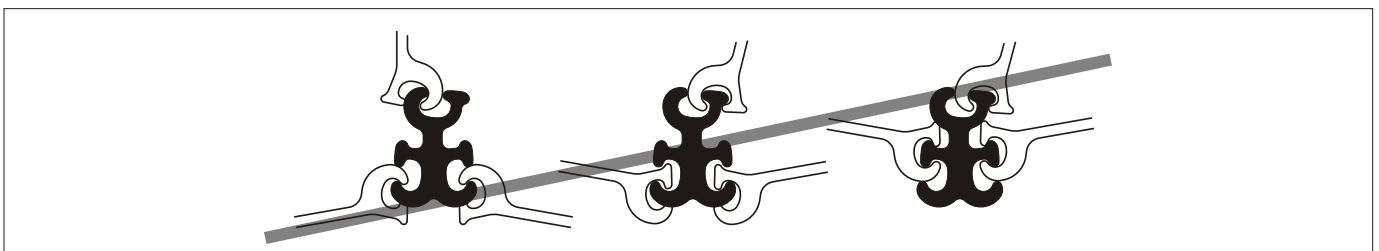
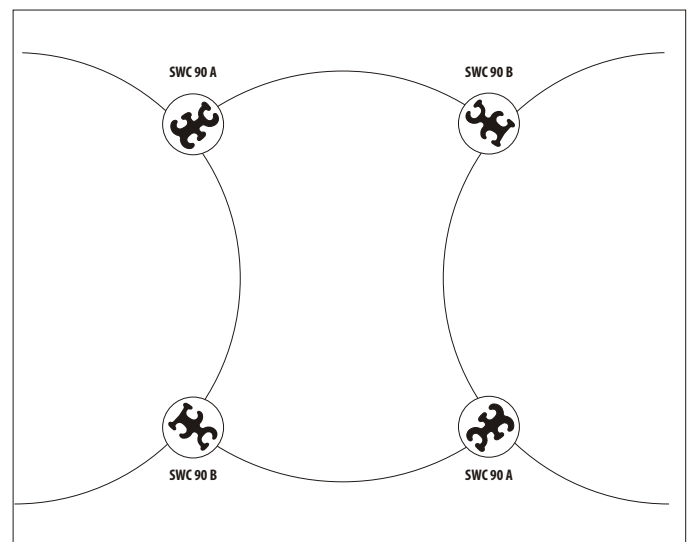
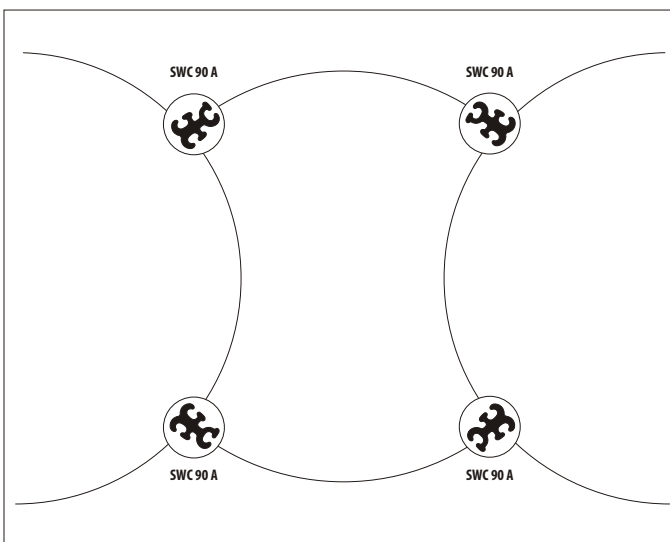
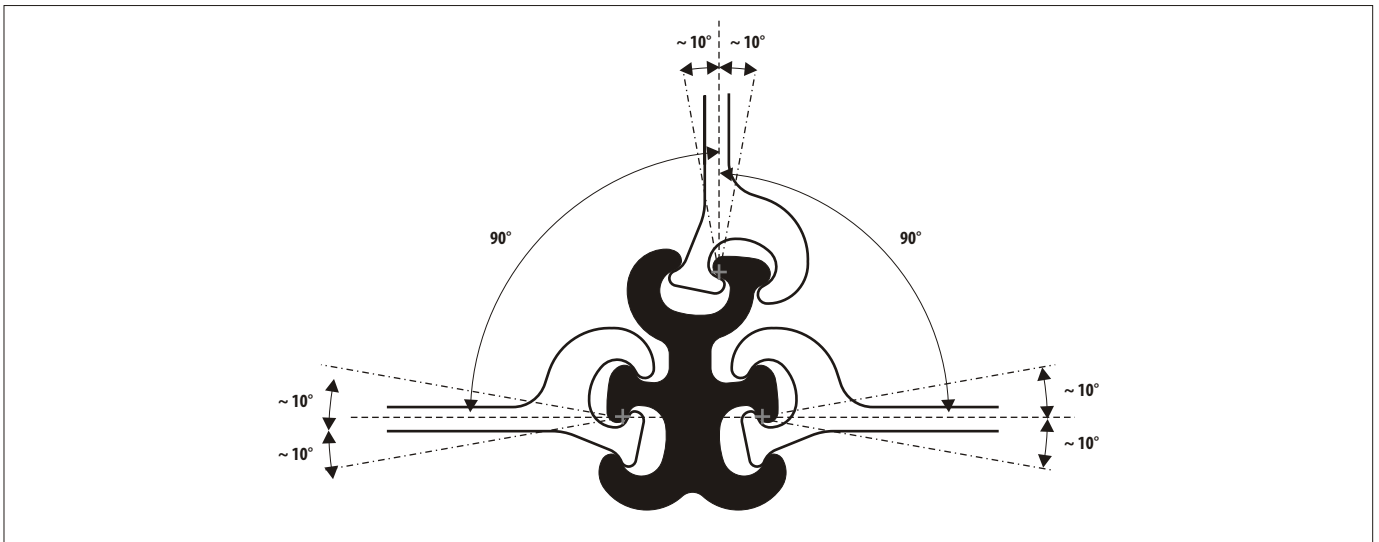
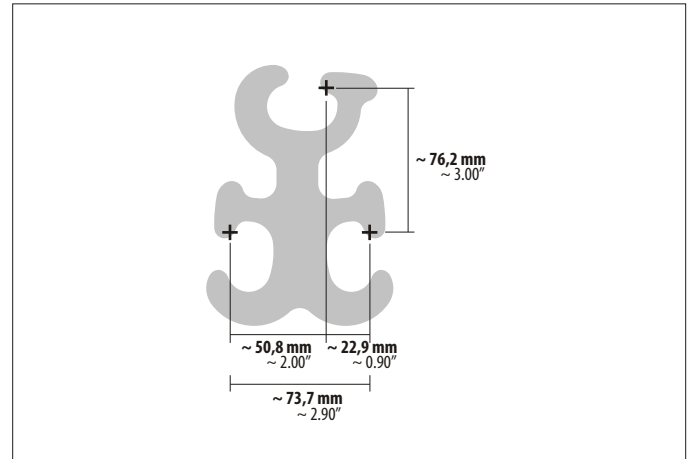
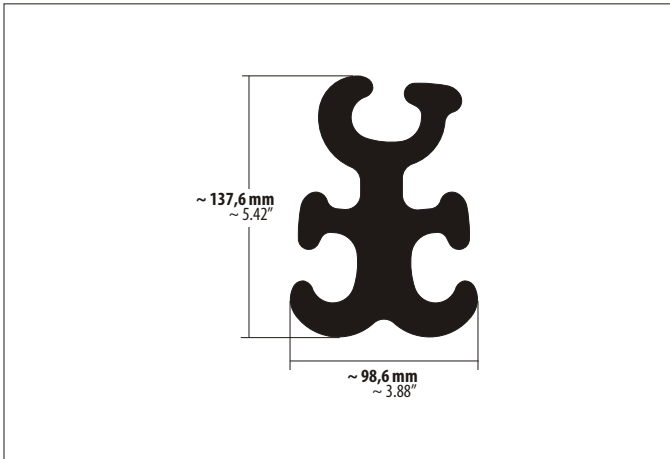
Для плоских профильных элементов
(Gerdau PS, Union, YSP Nippon)

Область применения

Изготовление 90°-ответвлений

Параметры

Качество стали:	S355GP, S430GP
	ASTM A572 Gr. 50/60
	ASTM A690 MARINER™ Steel
Вес:	~ 53,3 кг/м





SWC 90 B

For 90° T-corners in circular cells with flat sheet piles

Installation

1. Please review the proper interlocking examples that are listed.
2. Thread the connector into the interlock while the sheet pile is out of the ground.
3. Adjust the connector to the appropriate position.
4. Tack or spot-weld the connector in place. Typically, a ~250mm (~10") weld attaching the connector to the sheet pile to the top is sufficient.
5. Drive/extract the sheet pile (with the connector attached) as you would normally.

Properties

Steel grade:	S355GP, S430GP
	ASTM A572 Gr. 50/60
	ASTM A690 MARINER™ Steel
Weight:	~ 35.82 lb/ft



SWC 90 B

T-Verbindung

90° Abzweigprofil

Für Flachprofile (Gerdau PS, Union, YSP Nippon)

Einsatzgebiet

Erstellen von 90°-Abzweigungen



Eigenschaften

Stahlgüten:	S355GP, S430GP
	ASTM A572 Gr. 50/60
	ASTM A690 MARINER™ Steel
Gewicht:	~ 53,3 kg/m



SWC 90 B

Unión en T

Perfil bifurcado de 90°

Para perfiles planos (Gerdau PS, Union, YSP Nippon)

Ámbito de aplicaciones

Formación de bifurcaciones de 90°

Propiedades

Calidades de acero:	S355GP, S430GP
	ASTM A572 Gr. 50/60
	ASTM A690 MARINER™ Steel
Peso:	~ 53,3 kg/m



SWC 90 B

Raccord en T 90°

Pour profilés plats (Gerdau PS, Union, YSP Nippon)

Domaines d'emploi

Raccordement de trois palplanches permettant un angle de 90° entre deux des profilés

Caractéristiques

Nuances d'acier:	S355GP, S430GP
	ASTM A572 Gr. 50/60
	ASTM A690 MARINER™ Steel
Poids:	~ 53,3 kg/m



SWC 90 B

Connessione a T

Profilo per diramazione a 90°

Per profili piatti (Gerdau PS, Union, YSP Nippon)

Campo di applicazione

Realizzazione di diramazioni a 90°

Caratteristiche

Qualità dell'acciaio:	S355GP, S430GP
	ASTM A572 Gr. 50/60
	ASTM A690 MARINER™ Steel
Peso:	~ 53,3 kg/m



SWC 90 B

Т-образное соединение

90° ответвительный профильный элемент

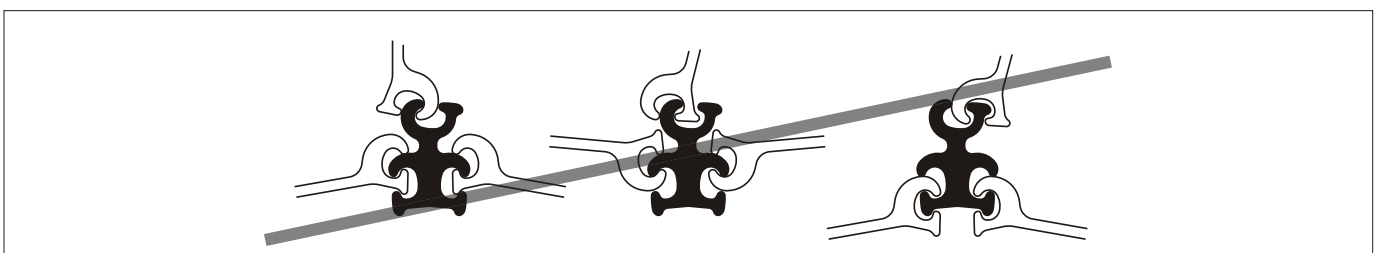
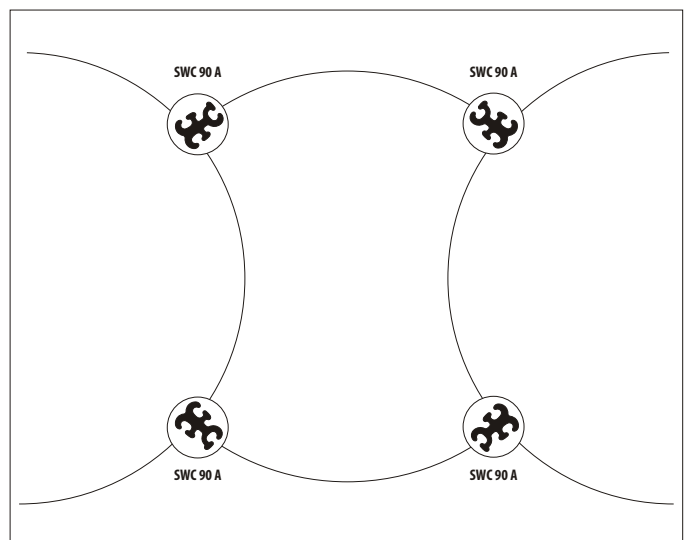
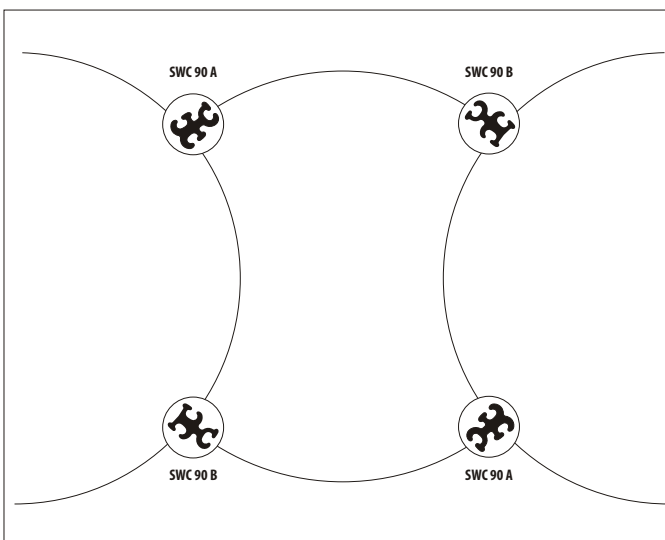
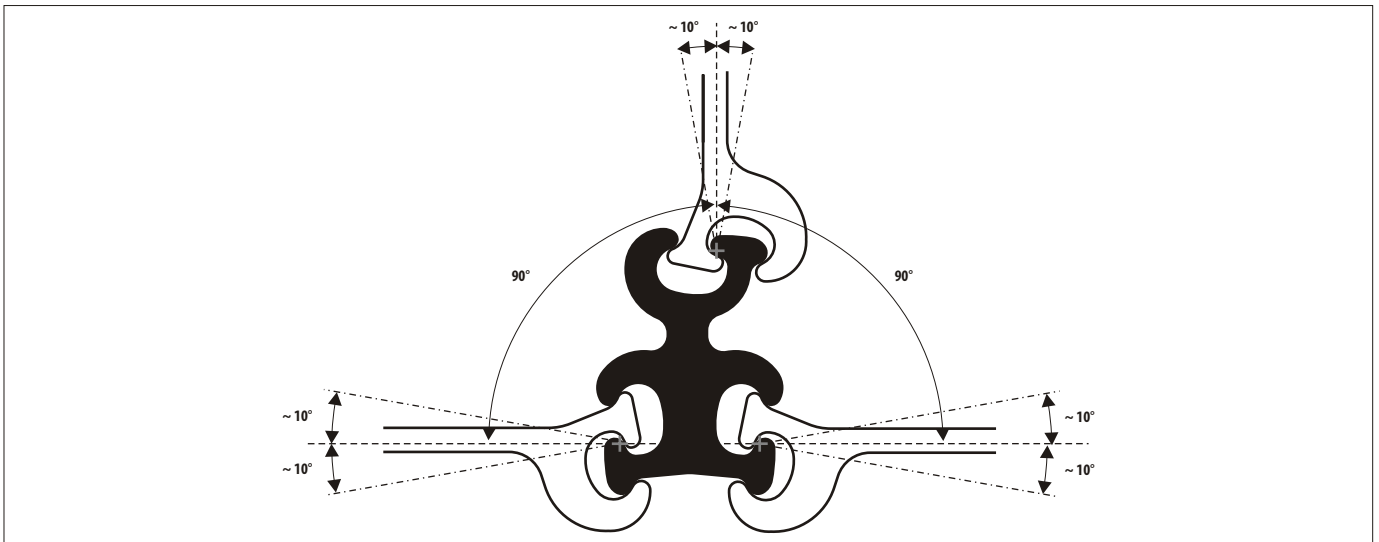
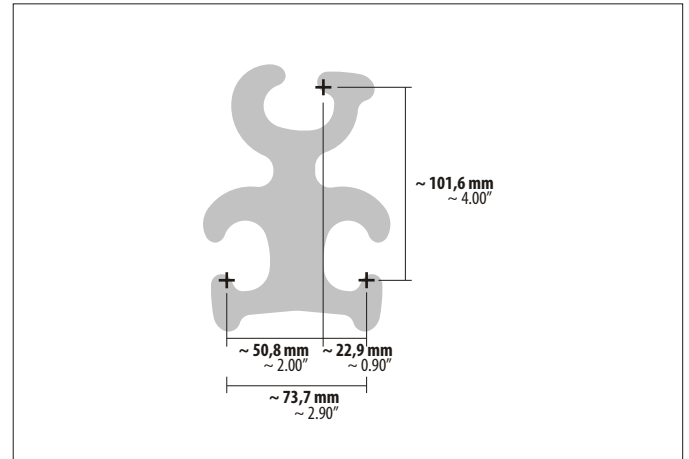
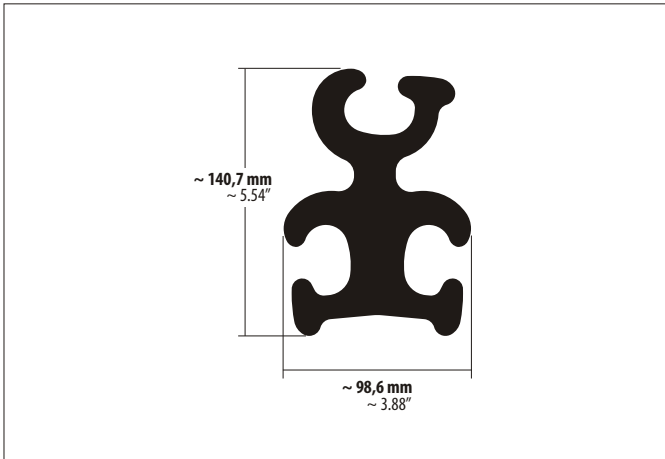
Для плоских профильных элементов
(Gerdau PS, Union, YSP Nippon)

Область применения

Изготовление 90°-ответвлений

Параметры

Качество стали:	S355GP, S430GP
	ASTM A572 Gr. 50/60
	ASTM A690 MARINER™ Steel
Вес:	~ 53,3 кг/м



**SWC 120**

For 120° Y-corners in circular cells with flat sheet piles

Installation

1. Please review the proper interlocking examples that are listed.
2. Thread the connector into the interlock while the sheet pile is out of the ground.
3. Adjust the connector to the appropriate position.
4. Tack or spot-weld the connector in place. Typically, a ~250mm (~10") weld attaching the connector to the sheet pile to the top is sufficient.
5. Drive/extract the sheet pile (with the connector attached) as you would normally.

Properties

Steel grade:	S355GP, S430GP
	ASTM A572 Gr. 50/60
	ASTM A690 MARINER™ Steel
Weight:	~ 38.29 lb / ft

**SWC 120****120° Abzweigprofil**

Für Flachprofile (Gerdau PS, Union, YSP Nippon)

Einsatzgebiet

Erstellen von 120°-Abzweigungen

**Eigenschaften**

Stahlgüten:	S355GP, S430GP
	ASTM A572 Gr. 50/60
	ASTM A690 MARINER™ Steel
Gewicht:	~ 57,1 kg/m

**SWC 120****Perfil bifurcado de 120°**

Para perfiles planos (Gerdau PS, Union, YSP Nippon)

Ámbito de aplicaciones

Formación de bifurcaciones de 120°

Propiedades

Calidades de acero:	S355GP, S430GP
	ASTM A572 Gr. 50/60
	ASTM A690 MARINER™ Steel
Peso:	~ 57,1 kg/m

**SWC 120****Raccord en Y 120°**

Pour profilés plats PS (Gerdau PS, Union, YSP Nippon)

Domaines d'emploi

Raccordement de trois palplanches permettant un angle de 120° entre deux des profilés

Caractéristiques

Nuances d'acier:	S355GP, S430GP
	ASTM A572 Gr. 50/60
	ASTM A690 MARINER™ Steel
Poids:	~ 57,1 kg/m

**SWC 120****Profilo per diramazione a 120°**

Per profili piatti (Gerdau PS, Union, YSP Nippon)

Campo di applicazione

Realizzazione di diramazioni a 120°

Caratteristiche

Qualità dell'acciaio:	S355GP, S430GP
	ASTM A572 Gr. 50/60
	ASTM A690 MARINER™ Steel
Peso:	~ 57,1 kg/m

**SWC 120****120° ответвительный профильный элемент**

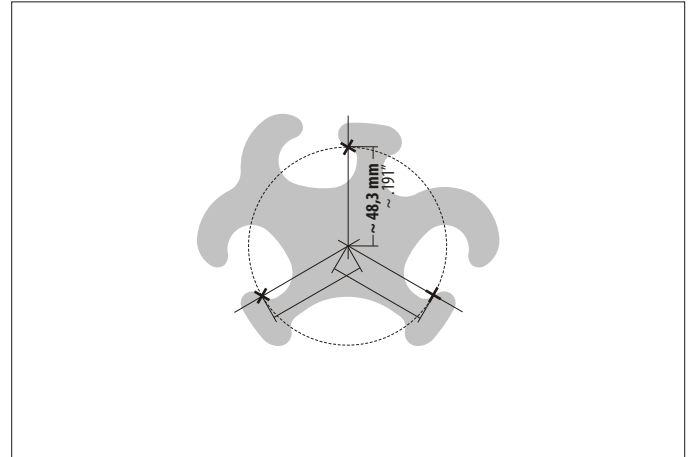
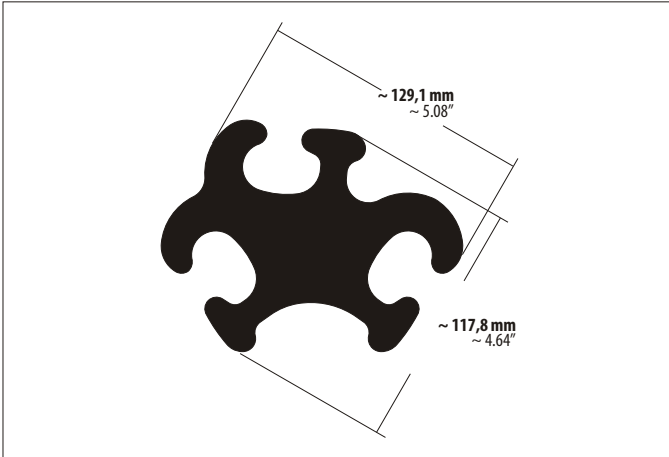
Для плоских профильных элементов
(Gerdau PS, Union, YSP Nippon)

Область применения

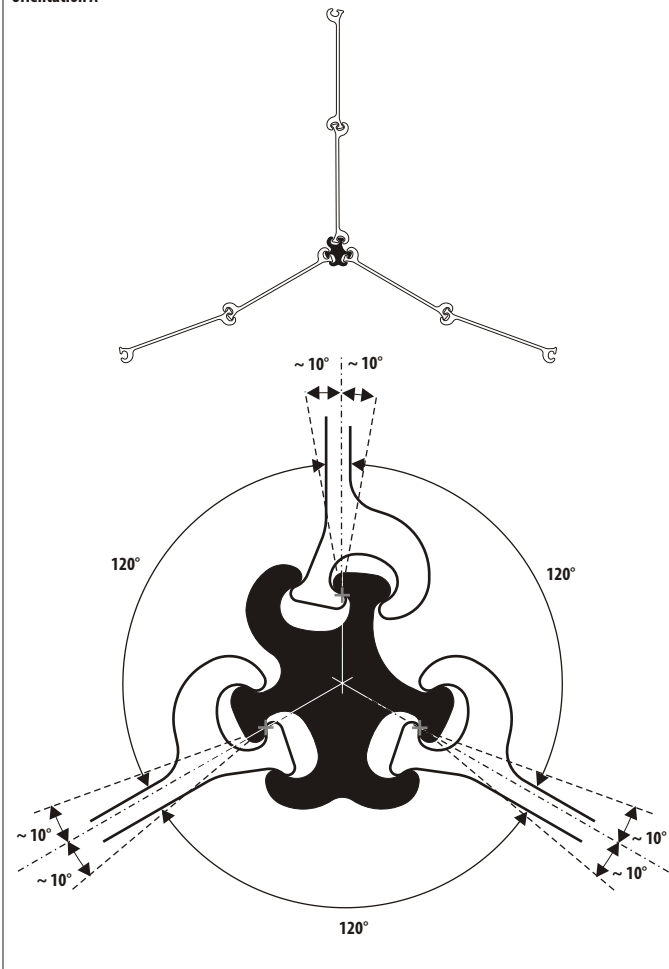
Изготовление 120°-ответвлений

Параметры

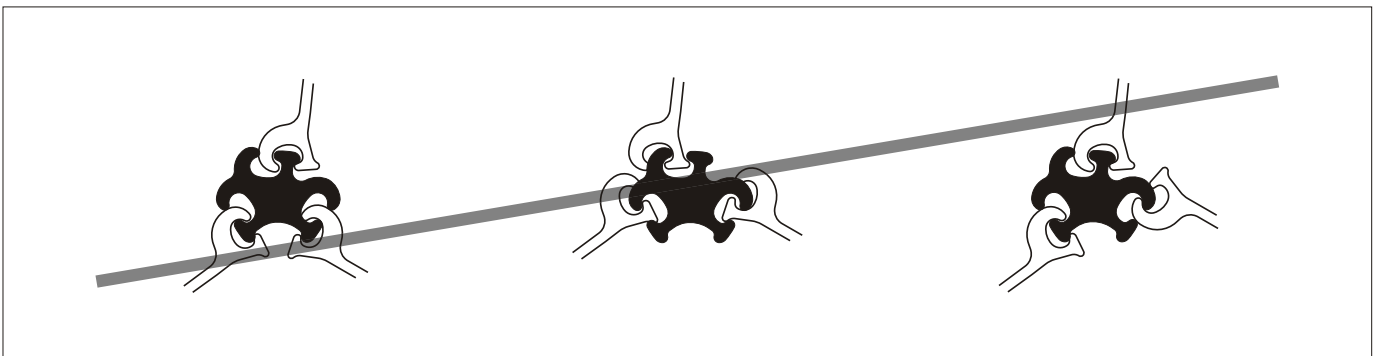
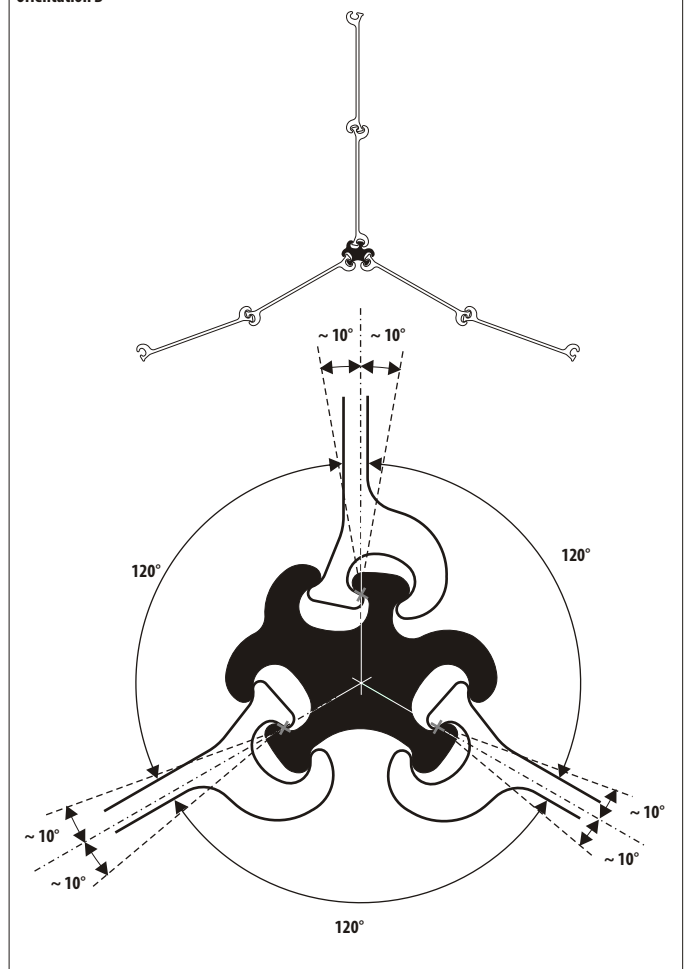
Качество стали:	S355GP, S430GP
	ASTM A572 Gr. 50/60
	ASTM A690 MARINER™ Steel
Вес:	~ 57,1 кг/м



Orientation A



Orientation B





SWC



SWC

For weld-on connections with flat sheet piles**Installation**

1. Please review the proper interlocking examples that are listed.
2. Thread the connector into the interlock while the sheet pile is out of the ground.
3. Adjust the connector to the appropriate position.
4. Tack or spot-weld the connector in place. Typically, a ~250mm (~10") weld attaching the connector to the sheet pile to the top is sufficient.
5. Drive/extract the sheet pile (with the connector attached) as you would normally.

Properties

Steel grade:	S355GP, S430GP
	ASTM A572 Gr. 50/60
	ASTM A690 MARINER™ Steel
Weight:	~ 12.34 lb / ft



SWC

Anschweißprofil

Für Flachprofile (Gerdau PS, Union, YSP Nippon)

Einsatzgebiet

1. Anschweißprofil zur Rückverankerung
2. Erstellen von Kombiwänden mit Flachprofilen
3. Erstellen von Abzweigungen

**Eigenschaften**

Stahlgüten:	S355GP, S430GP
	ASTM A572 Gr. 50/60
	ASTM A690 MARINER™ Steel
Gewicht:	~ 18,4 kg/m



SWC

Perfil de soldadura

Para perfiles planos (Gerdau PS, Union, YSP Nippon)

Ámbito de aplicaciones

1. Perfil de soldadura para reandar
2. Formación de pantallas combinadas con perfiles planos
3. Formación de bifurcaciones

Propiedades

Calidades de acero:	S355GP, S430GP
	ASTM A572 Gr. 50/60
	ASTM A690 MARINER™ Steel
Peso:	~ 18,4 kg/m



SWC

Raccord à souder

Pour profilés plats (Gerdau PS, Union, YSP Nippon)

Domaines d'emploi

1. Raccord à souder pour ancrage arrière
2. Rideaux mixtes avec des profilés plats
3. Fabrication de départs/branchements

Caractéristiques

Nuances d'acier:	S355GP, S430GP
	ASTM A572 Gr. 50/60
	ASTM A690 MARINER™ Steel
Poids:	~ 18,4 kg/m



SWC

Profilo da saldare per la connessione di tubi o travi con profili piatti

Per profili piatti (Gerdau PS, Union, YSP Nippon)

Campo di applicazione

1. Profilo da saldare per il retroancoraggio
2. Realizzazione di pareti combinate con profili piatti
3. Realizzazione di diramazioni

Caratteristiche

Qualità dell'acciaio:	S355GP, S430GP
	ASTM A572 Gr. 50/60
	ASTM A690 MARINER™ Steel
Peso:	~ 18,4 kg/m



SWC

Привариваемый профильный элемент

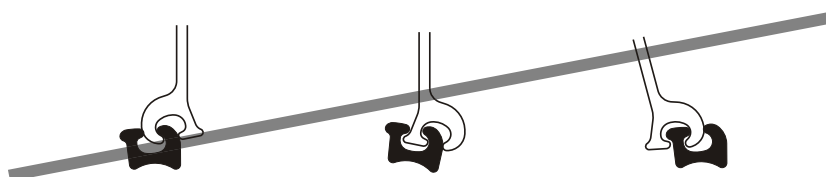
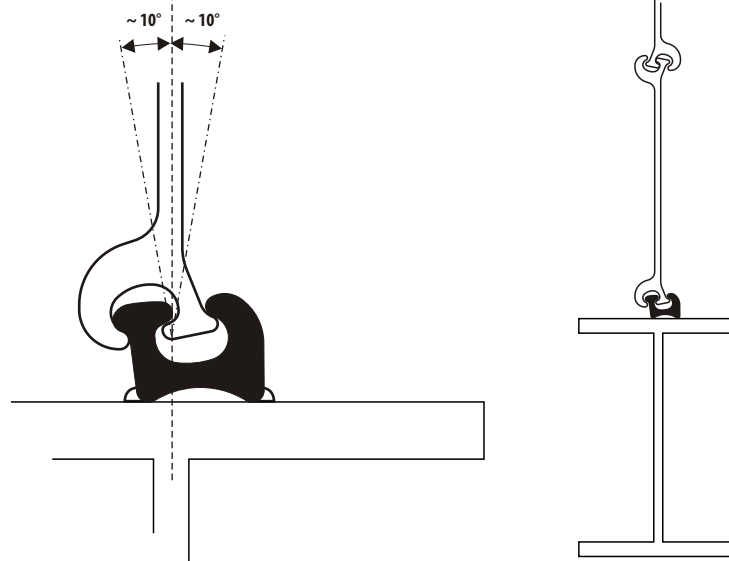
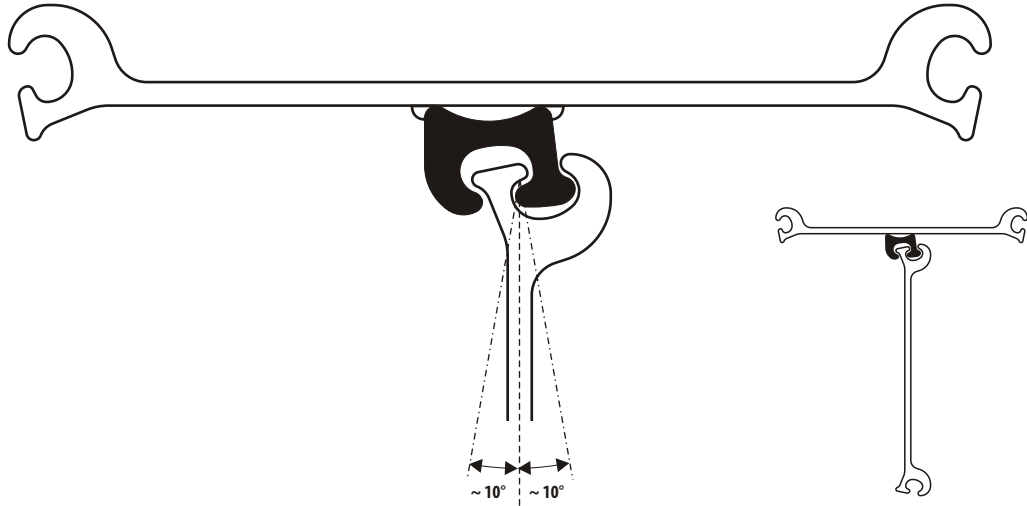
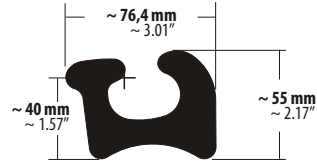
Для плоских профильных элементов (Gerdau PS, Union, YSP Nippon)


Область применения

1. Привариваемый профильный элемент для крепления сзади
2. Изготовление комбинированных стенок с плоскими профильными элементами
3. Изготовление отводов

Параметры

Качество стали:	S355GP, S430GP
	ASTM A572 Gr. 50/60
	ASTM A690 MARINER™ Steel
Вес:	~ 18,4 кг/м





Overview
For Cold Formed

Übersicht
Für Leichtprofile

Listado
Para perfiles ligeros

Aperçu
Pour profilés légers

Indice
Per profili leggeri

Содержание
Для легких профильных элементов

Corner & Junction Piles

CFC 90 	For 90° Corners	90° Eckverbindung	Unión angular de 90°	Raccord d'angle 90°	Connessione per angolo a 90°	Угловой соединительный элемент 90°	79
CF Tee 	For T-corners, 90° corners	T-Verbindung, 90° Eckverbindung	Unión en T, unión angular de 90°	Raccord en T, raccord d'angle 90°	Connessione a T, connessione per angolo a 90°	T-образное соединение угловой соединительный элемент 90°	81

Combined Sheet Piles

CF 	For combined walls with pipes	Anschweißprofil zum Verbinden von Rohren mit Leichtprofilen, Erstellen von Ecken und Abzweigungen	Perfiles de soldadura para unir tubos con perfiles ligeros, así como para formar esquinas y bifurcaciones	Raccord à souder pour relier les tuyaux aux profilés légers, fabrication d'angles et de départs	Profili saldati per collegare tubi con profili leggeri e per creare angoli e diramazioni	Привариваемый профильный элемент для соединения труб с легкими профильными элементами, изготовление углов и ответвлений	83
PCF I PCF II 	For combined walls with Peiner-type beams	Kombiwandprofile zum Verbinden von Keulenträgern mit Leichtprofilen	Perfiles de pantalla combinada para unir portamazas con perfiles ligeros	Raccords pour rideaux mixtes pour relier les poutres de soutien aux profilés légers	Profilo parete combinata per collegare travi a doppia T con profili leggeri	Комбинированные профильные элементы стен для соединения опор с гребнем с легкими профильными элементами	85
BCF one leg I BCF one leg II 	For combined walls with wide flange beams	Kombiwandprofile zum Verbinden von Trägern mit Leichtprofilen	Perfiles de pantalla combinada para unir vigas con perfiles ligeros	Raccords pour rideaux mixtes pour relier les poutres de soutien aux profilés légers	Profilo parete combinata per collegare travi con profili leggeri	Комбинированные профильные элементы стен для соединения опор с легкими профильными элементами	87

Transition Piles

V 20 	For ~90° corners, Larssen UZ/Z/AZ to cold formed sheet piles	~ 90° Eckverbindung AZ + CZ/SKZ	~ 90° Unión angular AZ + CZ/SKZ	Raccord de ~ 90° AZ + CZ/SKZ	Connessione per angolo da ~90° AZ + CZ/SKZ	~ 90° Corner AZ + CZ/SKZ	89
-----------------	--	---------------------------------	---------------------------------	------------------------------	--	--------------------------	----



Please note:

Our profiles are designed to be compatible with the great majority of cold-formed piles available globally. However they may not be compatible with every pile: in some cases, we have "large" and "small" versions for maximum compatibility (please see pilepro.com for details).



Bitte beachten Sie:

Leichtprofile gibt es als U- und Z-Bohlen in verschiedenen Wandstärken und Schlossausführungen. Unsere Profile sind so gestaltet, dass sie mit einem Großteil der weltweit verfügbaren Bohlen kompatibel sind, jedoch nicht mit allen.



Tener en cuenta lo siguiente:

Los perfiles ligeros están disponibles en pilotes en U y en Z en distintos espesores de pantalla y modelos de cerramiento. Nuestros perfiles están creados de tal forma que son compatibles con la mayoría de pilotes disponibles en todo el mundo, aunque no con todos.



Veuillez noter:

Il existe des palplanches en forme de madrier en U et en Z, en plusieurs épaisseurs de parois et avec différents logements pour serrure. Nos profilés sont faits de telle sorte que la plus grande partie est compatible dans le monde entier avec les madriers existants, mais pas avec tous cependant.



Attenzione:

I profili leggeri sono disponibili come palancole a U e Z in spessori diversi e con versioni differenti del gancio. La forma dei nostri profili è tale da essere compatibile con la maggior parte delle palancole sul mercato, tuttavia non con tutte.



Примите к сведению:

Имеются легкие профильные элементы в виде U-свай и Z-свай с различной толщиной стенок и разными конструкциями замка. Наши профильные элементы сконструированы таким образом, что они совместимы с большей частью имеющихся во всем мире свай, но не со всеми. Для того чтобы установить точность посадки мы просим Вас прислать нам части замка и CAD-файл Вашей сваи.



CFC 90

For 90° corners with cold formed sheet piles
(as interlocks vary, specific swivel range is not stated, but some swivel should be expected)

Installation

1. Please review the proper interlocking examples that are listed.
2. Thread the connector into the interlock while the sheet pile is out of the ground.
3. Adjust the connector to the appropriate position.
4. Tack or spot-weld the connector in place. Typically, a ~250mm (~10") weld attaching the connector to the sheet pile to the top is sufficient.
5. Drive/extract the sheet pile (with the connector attached) as you would normally.

Properties

Steel grade:	S355GP, S430GP
	ASTM A572 Gr. 50/60
	ASTM A690 MARINER™ Steel
Weight:	~ 12.0 lb/ft



CFC 90

90° Eckverbindung
Für Leichtprofile

Einsatzgebiet

Erstellen von 90°-Eckverbindungen



Eigenschaften

Stahlgüten:	S355GP, S430GP
	ASTM A572 Gr. 50/60
	ASTM A690 MARINER™ Steel
Gewicht:	~ 17,9 kg/m



CFC 90

Unión angular de 90°
Para perfiles ligeros

Ámbito de aplicaciones

Formación de uniones angulares de 90°

Propiedades

Calidades de acero:	S355GP, S430GP
	ASTM A572 Gr. 50/60
	ASTM A690 MARINER™ Steel
Peso:	~ 17,9 kg/m



CFC 90

Raccords d'angles à 90°
Pour profilés légers

Domaines d'emploi

Fabrication de raccords d'angles à 90°

Caractéristiques

Nuances d'acier:	S355GP, S430GP
	ASTM A572 Gr. 50/60
	ASTM A690 MARINER™ Steel
Poids:	~ 17,9 kg/m



CFC 90

Connessione per angolo a 90°
Per profili leggeri

Campo di applicazione

Realizzazione di angoli a 90°

Caratteristiche

Qualità dell'acciaio:	S355GP, S430GP
	ASTM A572 Gr. 50/60
	ASTM A690 MARINER™ Steel
Peso:	~ 17,9 kg/m



CFC 90

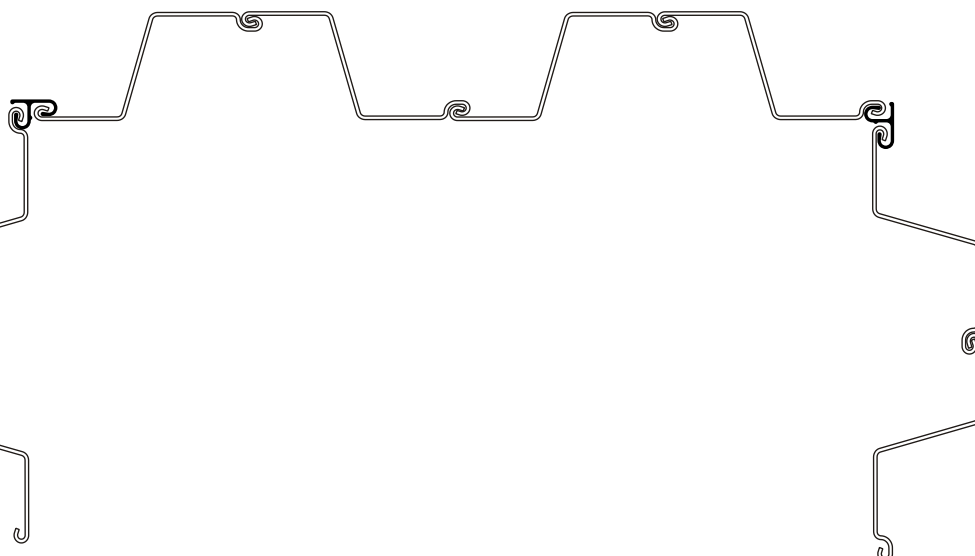
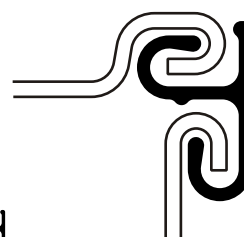
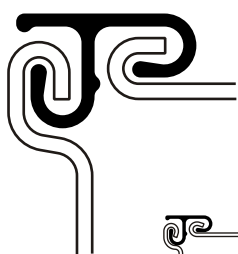
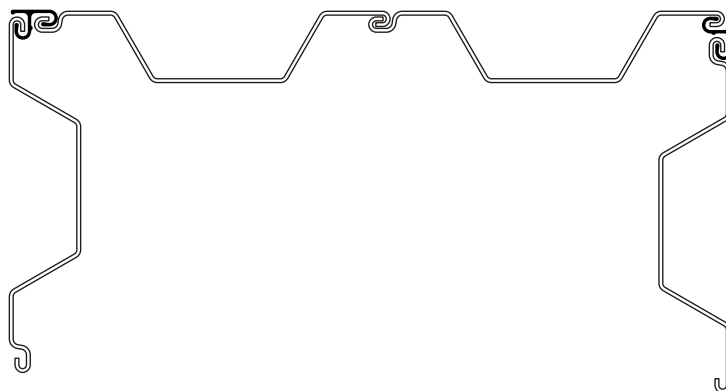
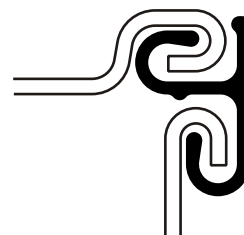
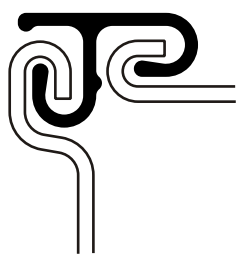
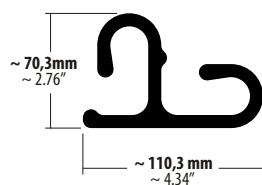
Угловое соединение 90°
Для легких профильных элементов

Область применения

Изготовление 90°-угловых соединений

Параметры

Качество стали:	S355GP, S430GP
	ASTM A572 Gr. 50/60
	ASTM A690 MARINER™ Steel
Вес:	~ 17,9 kg/m





CF Tee

For T-corners, 90° corners with cold formed sheet piles (as interlocks vary, specific swivel range is not stated, but some swivel should be expected)

Installation

1. Please review the proper interlocking examples that are listed.
2. Thread the connector into the interlock while the sheet pile is out of the ground.
3. Adjust the connector to the appropriate position.
4. Tack or spot-weld the connector in place. Typically, a ~250mm (~10") weld attaching the connector to the sheet pile to the top is sufficient.
5. Drive/extract the sheet pile (with the connector attached) as you would normally.

Properties

Steel grade:	S355GP, S430GP
	ASTM A572 Gr. 50/60
	ASTM A690 MARINER™ Steel
Weight:	~ 17.07 lb/ft



CF Tee

T-Verbindung, 90° Eckverbindung
Für Leichtprofile

Einsatzgebiet

1. Verbinden von 3 Spundwänden ohne Schweißarbeiten
2. Erstellen von 90° Eckverbindungen



Eigenschaften

Stahlgüten:	S355GP, S430GP
	ASTM A572 Gr. 50/60
	ASTM A690 MARINER™ Steel
Gewicht:	~ 25,4 kg/m



CF Tee

Unión en T, unión angular de 90°
Para perfiles ligeros

Ámbito de aplicaciones

1. Unión de 3 tablestacas sin realizar trabajos de soldadura
2. Formación de uniones angulares de 90°

Propiedades

Calidades de acero:	S355GP, S430GP
	ASTM A572 Gr. 50/60
	ASTM A690 MARINER™ Steel
Peso:	~ 25,4 kg/m



CF Tee

Raccord en T, raccords d'angles à 90°
Pour profilés légers

Domaines d'emploi

1. Raccord de 3 rideaux de palplanches sans soudure
2. Fabrication de raccords d'angles à 90°

Caractéristiques

Nuances d'acier:	S355GP, S430GP
	ASTM A572 Gr. 50/60
	ASTM A690 MARINER™ Steel
Poids:	~ 25,4 kg/m



CF Tee

Connessione a T, connessione per angolo a 90°
Per profili leggeri

Campo di applicazione

1. Unione di 3 elementi senza necessità di saldatura
2. Realizzazione di angoli a 90°

Caratteristiche

Qualità dell'acciaio:	S355GP, S430GP
	ASTM A572 Gr. 50/60
	ASTM A690 MARINER™ Steel
Peso:	~ 25,4 kg/m



CF Tee

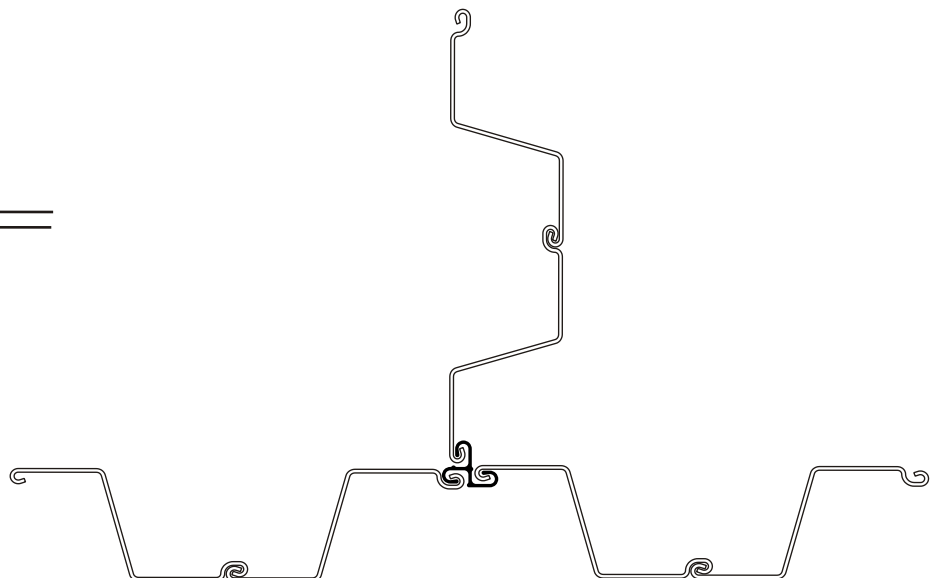

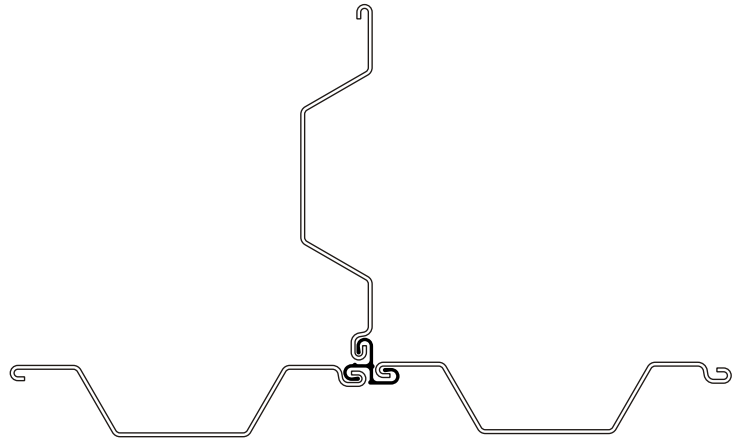
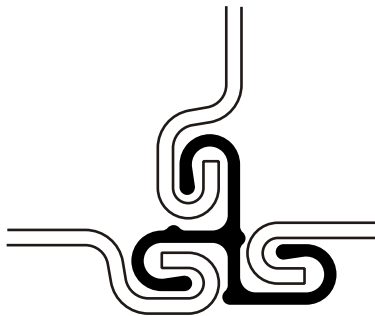
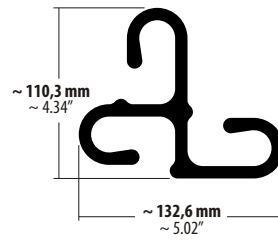
T-образное соединение, Угловое соединение 90°
Для легких профильных элементов

Область применения

1. Соединение 3 шпунтовых стенок без сварочных работ
2. Изготовление 90°-угловых соединений

Параметры

Качество стали:	S355GP, S430GP
	ASTM A572 Gr. 50/60
	ASTM A690 MARINER™ Steel
Вес:	~ 25,4 kg/m





CF

For combined walls with pipes and cold formed sheet piles

Installation

1. The pipes are delivered with the connectors already attached.
2. First, install the king piles (pipes) as you would in any combined sheet pile wall application.
3. Grasp the sheet piling and thread between the already installed pipe piles.
4. Increase flexibility in the middle interlocks of the sheet piles, combined with the swing of the connectors, to enable easier threading of the intermediate sheet piling.
5. All welding seams are a minimum ~6mm (~0.25").
6. Both sides have a continuous minimum tip and toe welding of ~500mm (~20").
7. Both sides are tack welded in the free length between tip and toe welding with 200mm/m (8"/yd). The distance from seam to seam is ~800mm (~31.5") or less.
8. In salt water, the water side is continuously welded on the whole pile length. Follow the instructions above for the reverse side of the pile, if it is not in contact with salt water.

Properties

Steel grade:	S355GP, S430GP
	ASTM A572 Gr. 50/60
	ASTM A690 MARINER™ Steel
Weight:	~ 7.46 lb/ft



CF

Raccord à souder

Pour profilés légers

Domaines d'emploi

Fabrication d'angles, de départs/branchements et de rideaux mixtes (tubes + profilés légers)

Caractéristiques

Nuances d'acier:	S355GP, S430GP
	ASTM A572 Gr. 50/60
	ASTM A690 MARINER™ Steel
Poids:	~ 11,1 kg/m



CF

Anschweißprofil

Für Leichtprofile

Einsatzgebiet

Erstellen von Ecken, Abzweigungen und Kombiwänden (Rohre + Leichtprofile)



Eigenschaften

Stahlgüten:	S355GP, S430GP
	ASTM A572 Gr. 50/60
	ASTM A690 MARINER™ Steel
Gewicht:	~11,1 kg/m



CF

Profilo da saldare

Per profili leggeri

Campo di applicazione

Realizzazione di angoli, diramazione e pareti combinate (tubi + profili leggeri)

Caratteristiche

Qualità dell'acciaio:	S355GP, S430GP
	ASTM A572 Gr. 50/60
	ASTM A690 MARINER™ Steel
Peso:	~ 11,1 kg/m



CF

Perfil de soldadura

Para perfiles ligeros

Ámbito de aplicaciones

Formación de esquinas, bifurcaciones y pantallas combinadas (Tubos + perfiles ligeros)

Propiedades

Calidades de acero:	S355GP, S430GP
	ASTM A572 Gr. 50/60
	ASTM A690 MARINER™ Steel
Peso:	~ 11,1 kg/m



CF

Привариваемый профильный элемент

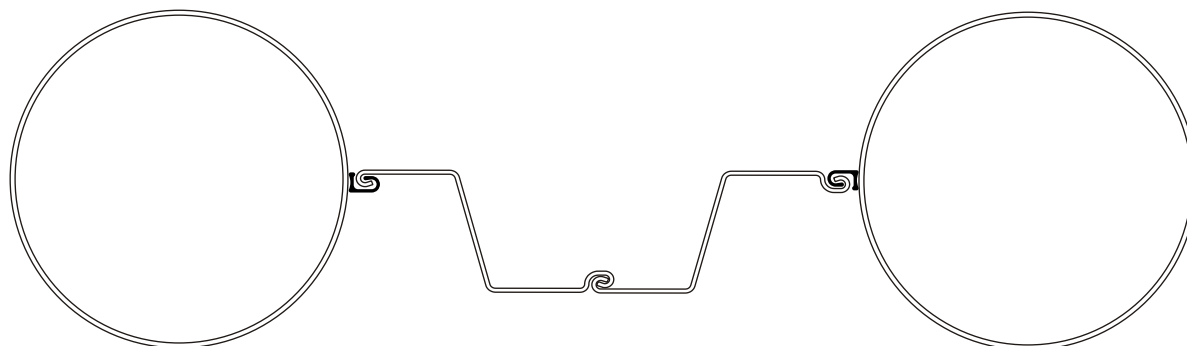
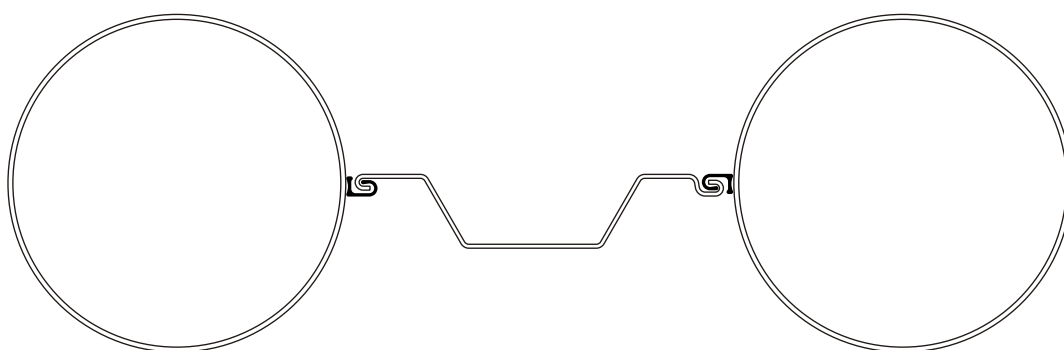
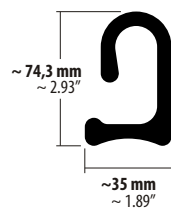
Для легких профильных элементов

Область применения

Изготовление углов, ответвлений и комбинированных стенок (трубы + легкие профильные элементы)

Параметры

Качество стали:	S355GP, S430GP
	ASTM A572 Gr. 50/60
	ASTM A690 MARINER™ Steel
Вес:	~ 11,1 kg/m





PCF I, PCF II

For combined walls with Peiner-type beams and cold formed sheet piles

Installation

1. Install the Peiner Beams first.
2. Lay the sheet piling horizontally and thread the connector into the interlock of the sheet piling, adjusting the connector to the appropriate position (please review the proper interlocking examples). This can be done at the mill, at a distributor's yard, or on the job site (go here: www.pilepro.com/thread).
3. Tack or spot-weld the connector in place. Typically, a ~250mm (~10") weld attaching the connector to the sheet pile to the top is sufficient.
4. Grasp the sheet pile (with connectors already attached) and thread between the already installed Peiner type beams.
5. Lower/drive the sheet piling to the level of the Peiner type beam.

Properties

Steel grade:	S355GP, S430GP
	ASTM A572 Gr. 50/60
	ASTM A690 MARINER™ Steel
Weight PCF I:	~ 10.15 lb/ft
Weight PCF II:	~ 10.15 lb/ft



PCF I, PCF II

Raccords de rideaux mixtes

Pour profilés légers

Domaines d'emploi

Fabrication de rideaux mixtes avec poutres de soutien et profilés légers

Caractéristiques

Nuances d'acier:	S355GP, S430GP
	ASTM A572 Gr. 50/60
	ASTM A690 MARINER™ Steel
Poids PCF I:	~ 15,1 kg/m
Poids PCF II:	~ 15,1 kg/m



PCF I, PCF II

Kombiwandprofile

Für Leichtprofile

Einsatzgebiet

Erstellen von Kombiwänden mit Keulenträgern und Leichtprofilen



Eigenschaften

Stahlgüten:	S355GP, S430GP
	ASTM A572 Gr. 50/60
	ASTM A690 MARINER™ Steel
Gewicht PCF I:	~ 15,1 kg/m
Gewicht PCF II:	~ 15,1 kg/m



PCF I, PCF II

Profili per pareti combinate

Per profili leggeri

Campo di applicazione

Realizzazione di pareti combinate con travi a T e profili leggeri

Caratteristiche

Qualità dell'acciaio:	S355GP, S430GP
	ASTM A572 Gr. 50/60
	ASTM A690 MARINER™ Steel
Peso PCF I:	~ 15,1 kg/m
Peso PCF II:	~ 15,1 kg/m



PCF I, PCF II

Perfiles de pantalla combinada

Para perfiles ligeros

Ámbito de aplicaciones

Formación de pantallas combinadas con portamazas y perfiles ligeros

Propiedades

Calidades de acero:	S355GP, S430GP
	ASTM A572 Gr. 50/60
	ASTM A690 MARINER™ Steel
Peso PCF I:	~ 15,1 kg/m
Peso PCF II:	~ 15,1 kg/m



PCF I, PCF II

Комбинированные профильные элементы

Для легких профильных элементов

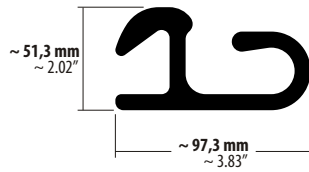
Область применения

Изготовление комбинированных стенок с опорами с гребнем и гекими профильными элементами

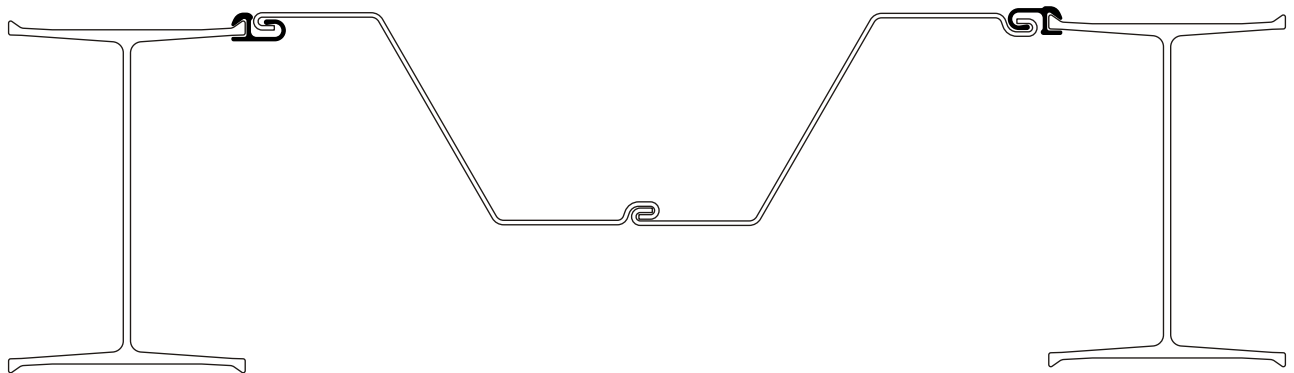
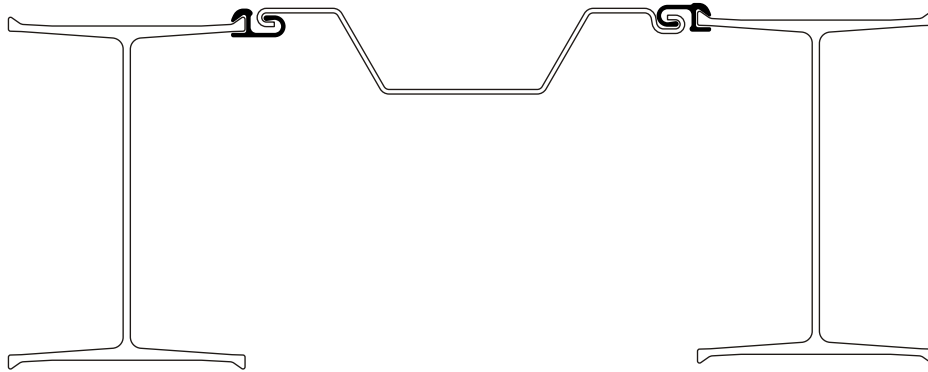
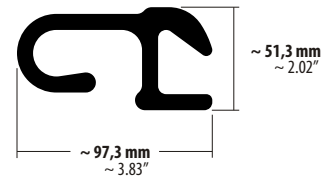
Параметры

Качество стали:	S355GP, S430GP
	ASTM A572 Gr. 50/60
	ASTM A690 MARINER™ Steel
Вес PCF I:	~ 15,1 kg/m
Вес PCF II:	~ 15,1 kg/m

PCF I



PCF II





BCF one leg I, BCF one leg II

For combined walls with wide flange beams and cold formed sheet piles

Installation

1. The beams are delivered with the connectors already attached.
2. First, install the king piles (beams) as you would in any combined sheet pile wall application.
3. Grasp the sheet piling and thread between the already installed beams.
4. All welding seams are a minimum ~6mm (~0.25").
5. Both sides have a continuous minimum tip and toe welding of ~500mm (~20").
6. Both sides are tack welded in the free length between tip and toe welding with ~200mm/m (~8"/yd). The distance from seam to seam is ~800mm (~31.5") or less.
7. In salt water, the water side is continuously welded on the whole pile length. Follow the instructions above for the reverse side of the pile, if it is not in contact with salt water.

Properties

Steel grade:	S355GP, S430GP
	ASTM A572 Gr. 50/60
	ASTM A690 MARINER™ Steel
Weight BCF one leg I:	~ 10.35 lb/ft
Weight BCF one leg II:	~ 10.35 lb/ft



BCF one leg I, BCF one leg II

Kombiwandprofile

Für Leichtprofile

Einsatzgebiet

Erstellen von Kombiwänden mit Trägern und Leichtprofilen



Eigenschaften

Stahlgüten:	S355GP, S430GP
	ASTM A572 Gr. 50/60
	ASTM A690 MARINER™ Steel
Gewicht BCF one leg I:	~ 15,4 kg/m
Gewicht BCF one leg II:	~ 15,4 kg/m



BCF one leg I, BCF one leg II

Perfiles de pantalla combinada

Para perfiles ligeros

Ámbito de aplicaciones

Formación de pantallas combinadas con portamazas y perfiles ligeros

Propiedades

Calidades de acero:	S355GP, S430GP
	ASTM A572 Gr. 50/60
	ASTM A690 MARINER™ Steel
Peso BCF one leg I:	~ 15,4 kg/m
Peso BCF one leg II:	~ 15,4 kg/m



BCF one leg I, BCF one leg II

Raccords de rideaux mixtes

Pour profilés légers

Domaines d'emploi

Fabrication de rideaux mixtes avec poutres de soutien et profilés légers

Caractéristiques

Nuances d'acier:	S355GP, S430GP
	ASTM A572 Gr. 50/60
	ASTM A690 MARINER™ Steel
Poids one leg I:	~ 15,4 kg/m
Poids one leg II:	~ 15,4 kg/m



BCF one leg I, BCF one leg II

Profili per pareti combinate

Per profili leggeri

Campo di applicazione

Realizzazione di pareti combinate con travi a T e profili leggeri

Caratteristiche

Qualità dell'acciaio:	S355GP, S430GP
	ASTM A572 Gr. 50/60
	ASTM A690 MARINER™ Steel
Peso BCF one leg I:	~ 15,4 kg/m
Peso BCF one leg II:	~ 15,4 kg/m



BCF one leg I, BCF one leg II

Комбинированные профильные элементы

Для легких профильных элементов

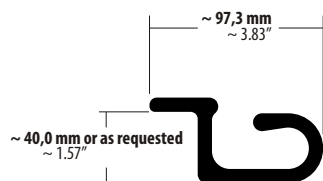
Область применения

Изготовление комбинированных стенок с опорами с гребнем и легкими профильными элементами

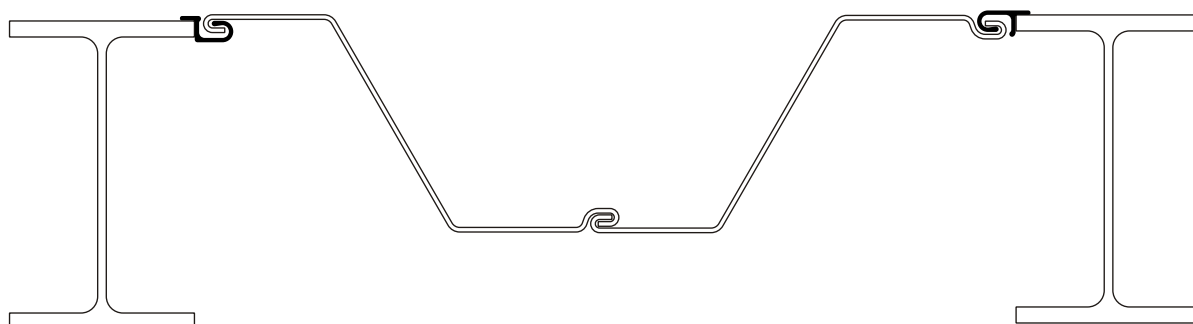
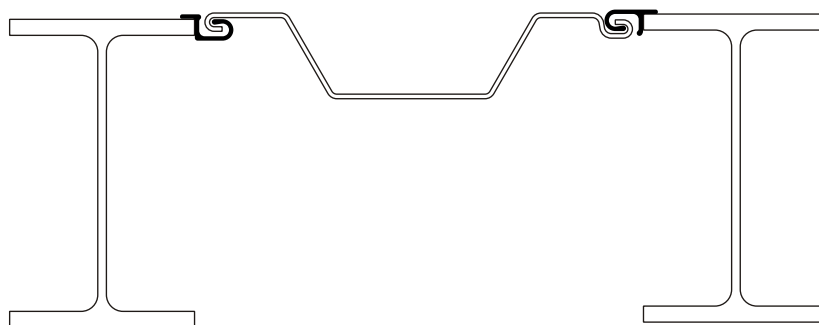
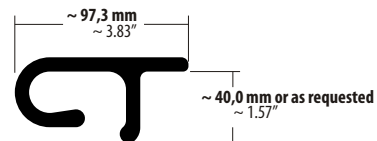
Параметры

Качество стали:	S355GP, S430GP
	ASTM A572 Gr. 50/60
	ASTM A690 MARINER™ Steel
Вес BCF one leg I:	~ 15,4 kg/m
Вес BCF one leg II:	~ 15,4 kg/m

BCF one leg I



BCF one leg II





V 20

For ~90° corners with cold formed sheet piles, **cold-formed sheet piles to Larssen U/Z/AZ** (as interlocks vary, specific swivel range is not stated, but some swivel should be expected)

Installation

1. Please review the proper interlocking examples that are listed.
2. Thread the connector into the interlock while the sheet pile is out of the ground.
3. Adjust the connector to the appropriate position.
4. Tack or spot-weld the connector in place. Typically, a ~250mm (~10") weld attaching the connector to the sheet pile to the top is sufficient.
5. Drive/extract the sheet pile (with the connector attached) as you would normally.

Properties

Steel grade:	S355GP, S430GP
	ASTM A572 Gr. 50/60
	ASTM A690 MARINER™ Steel
Weight:	~8.85 lb/ft



V 20

Anwendungen:

1. 90° Eckverbindung (durch die verschiedenen Kombinationen variieren die Schwenkbereiche in Abhängigkeit von der Schlossausbildung, vgl. V20 Larssen)
2. Übergangsprofil zwischen Leichtprofilen und AZ wie auch Larssen U- bzw. Z- Bohlen



Eigenschaften

Stahlgüten:	S355GP, S430GP
	ASTM A572 Gr. 50/60
	ASTM A690 MARINER™ Steel
Gewicht:	~13,2 kg/m



V 20

Propiedades

Calidades de acero:	S355GP, S430GP
	ASTM A572 Gr. 50/60
	ASTM A690 MARINER™ Steel
Peso:	~13,2 kg/m



V 20

Caractéristiques

Nuances d'acier:	S355GP, S430GP
	ASTM A572 Gr. 50/60
	ASTM A690 MARINER™ Steel
Poids:	~13,2 kg/m



V 20

Caratteristiche

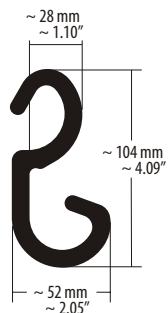
Qualità dell'acciaio:	S355GP, S430GP
	ASTM A572 Gr. 50/60
	ASTM A690 MARINER™ Steel
Peso:	~13,2 kg/m



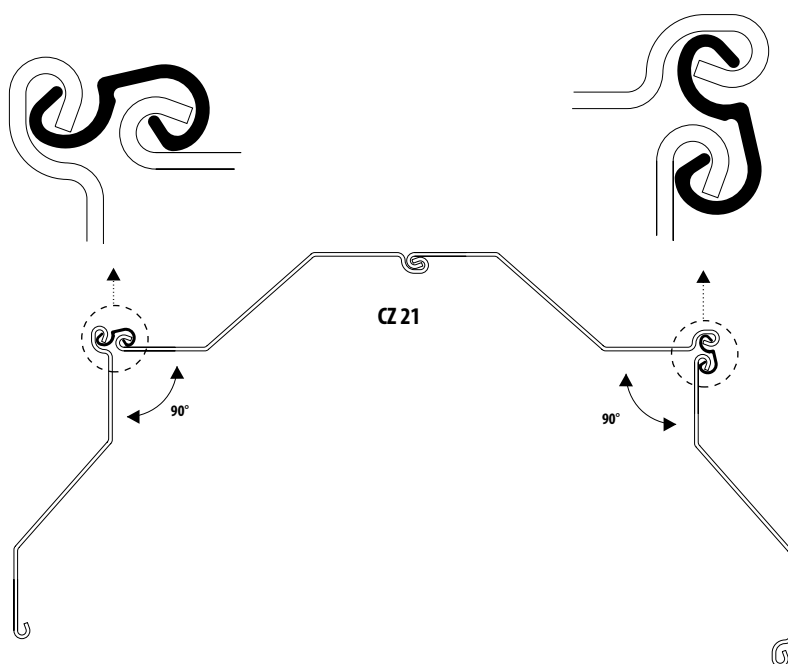
V 20

Параметры

Качество стали:	S355GP, S430GP
	ASTM A572 Gr. 50/60
	ASTM A690 MARINER™ Steel
Вес:	~13,2 кг/м




CZ / SKZ to AZ transition straight-thru connection:



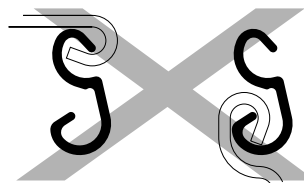
90

Proper interlocks:



(big-hook to small-hook)

Improper interlocks:



(big-hook to big-hook or
small-hook to small-hook)

**WOM-XL, WOF-XL****For pipe sheet pile walls****Installation**

1. The pipes are delivered with the connectors already attached.
2. First, install the king piles (pipes) as you would in any combined sheet pile wall application.
3. Grasp the sheet piling and thread between the already installed pipe piles.
4. Increase flexibility in the middle interlocks of the sheet piles, combined with the swing of the connectors, to enable easier threading of the intermediate sheet piling.
5. All welding seams are a minimum ~6mm (~0.25").
6. Both sides have a continuous minimum tip and toe welding of ~500mm (~20").
7. Both sides are tack welded in the free length between tip and toe welding with 200mm/m (8"/yd). The distance from seam to seam is ~800mm (~31.5") or less.
8. In salt water, the water side is continuously welded on the whole pile length. Follow the instructions above for the reverse side of the pile, if it is not in contact with salt water.

Properties

Steel grade:	S355GP, S430GP
	ASTM A572 Gr. 50/60
	ASTM A690 MARINER™ Steel
Weight WOM-XL:	~ 8.27 lb/ft
Weight WOF-XL:	~ 11.98 lb/ft
Thickness:	0.47 in or more

**WOM-XL, WOF-XL****Anschweißprofile**

Rohrverbindungen

Einsatzgebiet

1. Erstellen von Rohrspundwänden
2. Erstellen von gemischten Spundwänden mit Rohren + PZ/PZC-Profilen

**Eigenschaften**

Stahlgüten:	S355GP, S430GP
	ASTM A572 Gr. 50/60
	ASTM A690 MARINER™ Steel
Gew. WOM-XL:	~12,31 kg/m
Gew. WOF-XL:	~17,83 kg/m
Wandstärke:	12 mm oder mehr

**WOM-XL, WOF-XL****Perfiles de soldadura**

Conexiones de tubo

Ámbito de aplicaciones

1. Formación de tablestacas de tubo
2. Formación de tablestacas combinadas con tubos + perfiles PZ/PZC

Propiedades

Calidades de acero:	S355GP, S430GP
	ASTM A572 Gr. 50/60
	ASTM A690 MARINER™ Steel
Peso WOM-XL:	~12,31 kg/m
Peso WOF-XL:	~17,83 kg/m
Espesor de pantalla:	12 mm o más

**WOM-XL, WOF-XL****Raccord à souder**

Jonction de tubes

Domaines d'emploi

1. Fabrication de cloison de palplanches en tubes
2. Fabrication de palplanches mélangées avec tubes + profilés PZ/PZC

Caractéristiques

Nuances d'acier:	S355GP, S430GP
	ASTM A572 Gr. 50/60
	ASTM A690 MARINER™ Steel
Poids WOM-XL:	~12,31 kg/m
Poids WOF-XL:	~17,83 kg/m
Epaisseur de paroi:	12 mm ou plus

**WOM-XL, WOF-XL****Profili saldati**

Collegamenti con tubi

Campo di applicazione

1. Realizzazione di palancolati con tubi
2. Realizzazione di pareti combinate con tubi + profili PZ/PZC

Caratteristiche

Qualità dell'acciaio:	S355GP, S430GP
	ASTM A572 Gr. 50/60
	ASTM A690 MARINER™ Steel
Peso WOM-XL:	~12,31 kg/m
Peso WOF-XL:	~17,83 kg/m
Spessore:	12 mm o più

**WOM-XL, WOF-XL****Привариваемые профильные элементы**

Соединения труб

Область применения

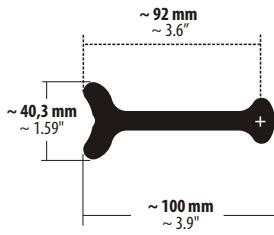
1. Изготовление трубчатых шпунтовых стенок
2. Изготовление смешанных шпунтовых стенок с трубами + PZ/PZC-профильные элементы

Параметры

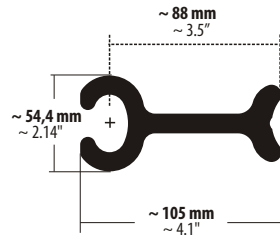
Качество стали:	S355GP, S430GP
	ASTM A572 Gr. 50/60
	ASTM A690 MARINER™ Steel
Вес WOM-XL:	~12,31 кг/м
Вес WOF-XL:	~17,83 кг/м
Толщина стенки:	12 мм Или больше

WOM-XL, WOF-XL

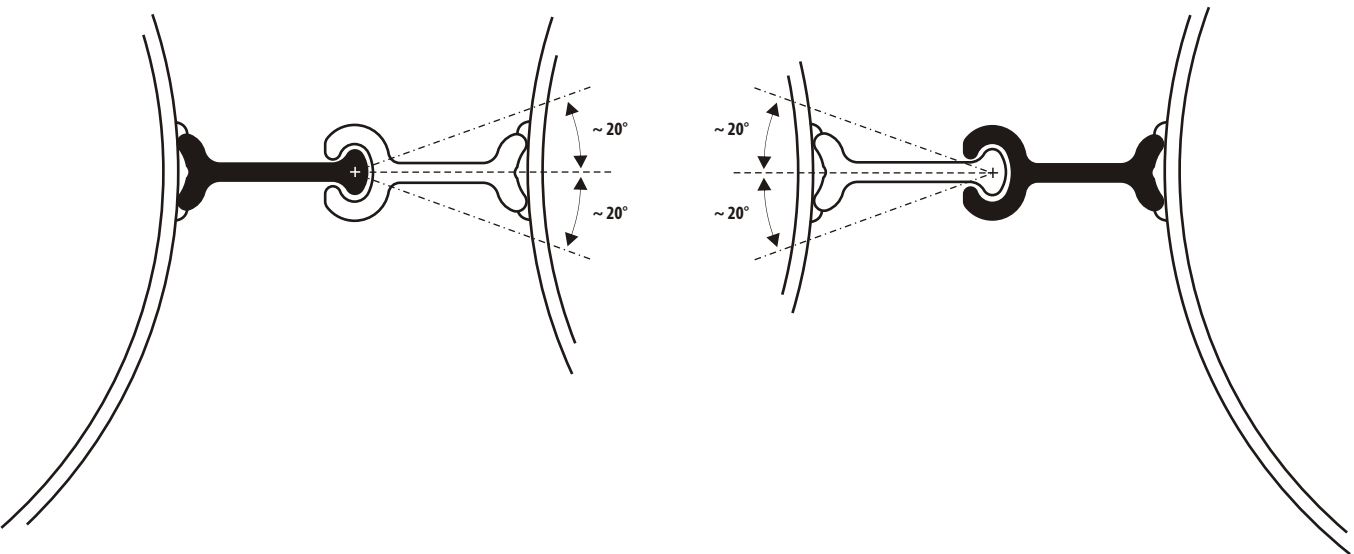
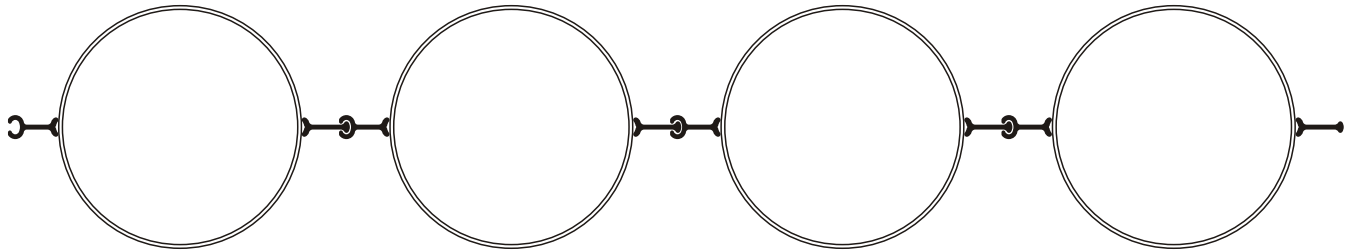
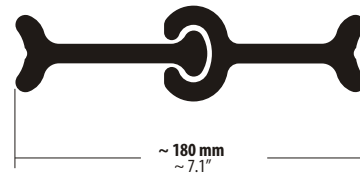
WOM-XL



WOF-XL



WOM-XL + WOF-XL





The world leader in sheet piling connections



PilePro

100 Congress Avenue Suite 2100

Austin, Texas 78701

Tel: 866.666.7453

Fax: 866.626.7453

info@pilepro.com

2011